



Exchange Rate Circular No. 230/2020

Thursday

Effective Date: 3-Dec-2020 To 5-Dec-2020

Phone No. 9554902, 9551358
E-mail : treasury@agranibank.org
agranidealers@gmail.com

1. Dealing rates of Agrani Bank Limited for 1 Unit of Foreign Currency against BDT:

SPOT SELLING		Currency	SPOT BUYING			
T.T & O.D	B.C.		TT CLEAN	TT DOC	OD Sight Exp Bill	OD Transfer
84.9500	84.9500	USD	84.2000	84.1500	84.1000	83.8800
115.7481	115.7481	GBP	112.2017	112.3848	112.3179	112.0234
105.5019	105.5019	EUR	101.2588	101.2982	101.2376	100.9709
0.8634	0.8634	JPY	0.7961	0.7956	0.7951	0.7930
64.5904	64.5904	AUD	62.2838	62.2467	62.2097	62.0467
67.5310	67.5310	CAD	64.8851	64.8465	64.8078	64.6375
97.3555	97.3555	CHF	93.8634	93.8075	93.7516	93.5055
10.3149	10.3149	SEK	9.8832	9.8773	9.8714	9.8454
11.1885	11.1885	HKD	10.8314	10.8250	10.8185	10.7902
65.6973	65.6973	SGD	62.8127	62.7753	62.7379	62.5734
21.1322	21.1322	MYR	20.6026	20.5903	20.5780	20.5240
22.9103	22.9103	SAR	22.3897	22.3764	22.3631	22.3044
23.3695	23.3695	AED	22.8809	22.8673	22.8537	22.7938
280.3053	280.3053	KWD	275.5589	275.3952	275.2315	274.5112
23.5779	23.5779	QAR	23.0792	23.0654	23.0517	22.9913

2.(A) Usance Rate:

Usance Rate	30 DAYS	60 DAYS	90 DAYS	120 DAYS	180 DAYS
USD	83.4633	82.8318	82.2003	81.5688	80.3058
GBP	111.4656	110.6203	109.7750	108.9298	107.2392
EUR	100.8658	100.1004	99.3349	98.5695	97.0386

2.(B) Forward Rates (Its an indicative rate, actual should be collected from the dealing room):

		30 DAYS	60 DAYS	90 DAYS	180 DAYS
Selling Rate	USD	85.4455	85.9411	86.4366	87.9233
Buying Rate	USD	84.5205	84.9410	85.3615	86.6230

NOTE: The above rates are applicable for upto USD 25000.00 or equivalent other currencies. AD branches are requested to collect actual dealing rate for the amount over USD 25000.00 or equivalent other currencies from dealing room. **Please note that Bank reserves the right to adjust the difference amount due to rate fluctuation.**

3. Selling and Buying Rates of Foreign Currency Notes (Cash) for 1 Unit of Foreign Currency against BDT:

SELLING	CURRENCY	BUYING	SELLING	CURRENCY	BUYING
86.8000	USD	84.2000	101.5000	EUR	97.0000
113.0000	GBP	108.0000	23.9000	AED	22.0000
23.5000	SAR	20.5000	61.5000	SGD	57.5000
63.0000	AUD	59.5000	20.9000	MYR	18.2000
66.5000	CAD	62.5000	0.9000	JPY	0.7500
23.5000	QAR	20.5000	1.2400	INR	1.1300
280.0000	KWD	260.0000	11.0000	HKD	8.5000
12.6000	CNY	10.0000	226.0000	BHD	216.0000
223.0000	OMR	205.0000	2.9000	THB	2.2000

NOTE: Cash selling and buying rates for all other currencies will be same as TT & OD and OD Transfer respectively mentioned under serial number 1.

4. Deposit Rates:

NFCD Interest Rate	1 Month	3 Months	6 Months	12 Months
USD	0.1400%	0.2200%	0.2500%	0.3400%
GBP	0.0400%	0.0500%	0.0600%	0.1300%
EUR	0.0000%	0.0000%	0.0000%	0.0000%

FCAD Interest Rate	USD	GBP	EUR
Interest Rate	0.1400%	0.0400%	0.0000%

Note: Interest on USD, EUR & GBP FCAD is applicable only for balance not less than USD 1000, GBP 500 or equivalent in other currencies lying in the accounts for one month or longer period as per GFET, Vol-1 of Bangladesh Bank.

LIBOR	1 Month	3 Months	6 Months	12 Months
USD	0.1521%	0.2305%	0.2583%	0.3344%


5. Indicative Cross Rate of 1 USD with ACU mechanism countries:


Currency	PKR	INR	LKR	NPR	IRR	MMK	BTN	MVR
USD 1 =	160.0000	73.7900	185.6000	118.0800	42000.0000	1320.0000	73.7789	15.4200


6. Cross Rates in Tokyo/Hongkong/Singapore Market as on 3-Dec-2020 at 9.43 AM BST.

	GBP/USD	EUR/USD	AUD/USD	USD/JPY	USD/SGD	USD/CAD	USD/MYR
Selling	1.3390	1.2125	0.7415	104.4400	1.3368	1.2918	4.0700
Buying	1.3385	1.2121	0.7409	104.4600	1.3373	1.2923	4.0750

All the quoted rates are indicative and subject to change without prior notice. Processed by : Md. Abu Munayem and Checked by : Emam Hossain


EMAM HOSSAIN
PRINCIPAL OFFICER


MD. MANIRUZZAMAN
ASSISTANT GENERAL MANAGER


MD. MOKHLESUR RAHMAN
AGM & HEAD OF TREASURY