



Exchange Rate Circular No. 57/21

Effective Date: **Wednesday, March 24, 2021**

Phone No. 9554902, 9551358  
E-mail : [treasury@agranibank.org](mailto:treasury@agranibank.org)  
[agranidealers@gmail.com](mailto:agranidealers@gmail.com)

1. Dealing rates of Agrani Bank Limited for 1 Unit of Foreign Currency against BDT:

SPOT SELLING		Currency	SPOT BUYING			
T.T & O.D	B.C.		TT CLEAN	TT DOC	OD Sight Exp Bill	OD Transfer
84.9500	84.9500	USD	84.2000	84.1500	84.1000	83.8800
118.5033	118.6533	GBP	114.5482	114.3795	114.2609	113.6589
102.5158	103.1658	EUR	98.9433	98.9841	98.4249	98.3142
0.8028	0.8128	JPY	0.7655	0.7651	0.7646	0.7626
65.8385	66.2385	AUD	63.9173	63.8792	63.8412	63.6740
69.0188	69.2388	CAD	66.5819	66.5422	66.5025	66.3279
93.1529	93.2329	CHF	89.8202	89.7667	89.7132	89.4777
9.9802	10.1502	SEK	9.7156	9.7098	9.7040	9.6784
11.0663	11.1663	HKD	10.8091	10.8026	10.7962	10.7679
65.1223	65.2723	SGD	62.4011	62.3639	62.3268	62.1633
20.6939	20.8539	MYR	20.3274	20.3153	20.3032	20.2499
22.7521	22.9121	SAR	22.3909	22.3776	22.3643	22.3056
23.2495	23.3695	AED	22.8809	22.8673	22.8537	22.7938
283.2939	283.4939	KWD	278.2563	278.0910	277.9257	277.1984
23.4579	23.5779	QAR	23.0792	23.0654	23.0517	22.9913

2.(A) Usance Rate:

Usance Rate	30 DAYS	60 DAYS	90 DAYS	120 DAYS	180 DAYS
USD	83.4633	82.8318	82.2003	81.5688	80.3058
GBP	114.3367	113.4697	112.6027	111.7357	110.0018
EUR	98.5706	97.8225	97.0744	96.3263	94.8302

2.(B) Forward Rates (Its an indicative rate, actual should be collected from the dealing room):

		30 DAYS	60 DAYS	90 DAYS	180 DAYS
Selling Rate	USD	85.4455	85.9411	86.4366	87.9233
Buying Rate	USD	84.5205	84.9410	85.3615	86.6230

**NOTE:** The above selling rates are applicable for import payment & outward remittance upto USD 25000.00 or equivalent other currencies. AD branches are requested to collect actual dealing rate for more than above amount from dealing room.

**Please note that Bank reserves the right to adjust the difference amount due to rate fluctuation.**

3. Selling and Buying Rates of Foreign Currency Notes (Cash) for 1 Unit of Foreign Currency against BDT:

SELLING	CURRENCY	BUYING	SELLING	CURRENCY	BUYING
86.7000	USD	84.1000	102.5000	EUR	98.0000
117.0000	GBP	112.0000	24.0000	AED	23.0000
23.6000	SAR	22.0000	63.0000	SGD	59.5000
65.5000	AUD	61.5000	20.9000	MYR	18.2000
67.0000	CAD	63.0000	0.9000	JPY	0.7500
21.0000	QAR	19.5000	1.2300	INR	1.1500
280.0000	KWD	260.0000	11.0000	HKD	8.5000
12.6000	CNY	10.0000	226.0000	BHD	216.0000
223.0000	OMR	205.0000	2.9000	THB	2.2000

**NOTE:** Cash selling and buying rates for all other currencies will be same as TT & OD and OD Transfer respectively mentioned under serial number 1.

4. Deposit Rates:

NFCD Interest Rate	1 Month	3 Months	6 Months	12 Months
USD	0.1100%	0.1900%	0.2100%	0.3000%
GBP	0.0500%	0.0500%	0.0700%	0.1200%
EUR	0.0000%	0.0000%	0.0000%	0.0000%

FCAD Interest Rate	USD	GBP	EUR
Interest Rate	0.1100%	0.0500%	0.0000%

**Note:** Interest on USD, EUR & GBP FCAD is applicable only for balance not less than USD 1000, GBP 500 or equivalent in other currencies lying in the accounts for one month or longer period as per GFET, Vol-1 of Bangladesh Bank.

LIBOR	1 Month	3 Months	6 Months	12 Months
USD	0.1086%	0.2006%	0.2054%	0.2794%


5. Indicative Cross Rate of 1 USD with ACU mechanism countries:


Currency	PKR	INR	LKR	NPR	IRR	MMK	BTN	MVR
USD 1 =	155.8000	72.5470	198.0000	115.8700	42000.0000	1400.0000	72.4450	15.4200


6. Indicative Cross Rates in Tokyo/Hongkong/Singapore Market

	GBP/USD	EUR/USD	AUD/USD	USD/JPY	USD/SGD	USD/CAD	USD/MYR	USD/CHF
Selling	1.3732	1.1850	0.7609	108.5200	1.3458	1.2591	4.1250	0.9340
Buying	1.3729	1.1846	0.7603	108.5700	1.3461	1.2595	4.1300	0.9341

All the quoted rates are indicative and subject to change without prior notice. Processed by : Farah Diba Tania and Checked by : Md. Abu Munayem.

  
MD. ABU MUNAYEM  
PRINCIPAL OFFICER

  
MD. MANIRUZZAMAN  
ASSISTANT GENERAL MANAGER

  
MD. MOKHLESUR RAHMAN  
AGM & HEAD OF TREASURY