



Exchange Rate Circular No. 60/21

Effective Date: 29-Mar-2021 & 30-Mar-2021

Phone No. 9554902, 9551358
E-mail : treasury@agranibank.org
agranidealers@gmail.com

1. Dealing rates of Agrani Bank Limited for 1 Unit of Foreign Currency against BDT:

SPOT SELLING		Currency	SPOT BUYING			
T.T & O.D	B.C.		TT CLEAN	TT DOC	OD Sight Exp Bill	OD Transfer
84.9500	84.9500	USD	84.2000	84.1500	84.1000	83.8800
118.8856	119.0356	GBP	114.9439	114.7750	114.6562	114.0531
101.9976	102.6476	EUR	98.3792	98.4203	97.8614	97.7523
0.7957	0.8057	JPY	0.7586	0.7581	0.7577	0.7557
66.0763	66.4763	AUD	64.1530	64.1149	64.0767	63.9088
68.9385	69.1585	CAD	66.5183	66.4786	66.4390	66.2645
92.6204	92.7004	CHF	89.2926	89.2394	89.1862	88.9520
9.9176	10.0876	SEK	9.6576	9.6518	9.6460	9.6206
11.0607	11.1607	HKD	10.8038	10.7973	10.7909	10.7626
65.0895	65.2395	SGD	62.3686	62.3314	62.2943	62.1310
20.5896	20.7496	MYR	20.2292	20.2171	20.2051	20.1520
22.7473	22.9073	SAR	22.3862	22.3728	22.3595	22.3008
23.2495	23.3695	AED	22.8809	22.8673	22.8537	22.7938
283.0517	283.2517	KWD	278.4773	278.3119	278.1465	277.4186
23.4483	23.5683	QAR	23.0792	23.0654	23.0517	22.9913

2.(A) Usance Rate:

Usance Rate	30 DAYS	60 DAYS	90 DAYS	120 DAYS	180 DAYS
USD	83.4633	82.8318	82.2003	81.5688	80.3058
GBP	114.7290	113.8590	112.9891	112.1191	110.3792
EUR	98.0114	97.2675	96.5237	95.7798	94.2921

2.(B) Forward Rates (Its an indicative rate, actual should be collected from the dealing room):

		30 DAYS	60 DAYS	90 DAYS	180 DAYS
Selling Rate	USD	85.4455	85.9411	86.4366	87.9233
Buying Rate	USD	84.5205	84.9410	85.3615	86.6230

NOTE: The above selling rates are applicable for import payment & outward remittance upto USD 25000.00 or equivalent other currencies. AD branches are requested to collect actual dealing rate for more than above amount from dealing room.

Please note that Bank reserves the right to adjust the difference amount due to rate fluctuation.

3. Selling and Buying Rates of Foreign Currency Notes (Cash) for 1 Unit of Foreign Currency against BDT:

SELLING	CURRENCY	BUYING	SELLING	CURRENCY	BUYING
86.7000	USD	84.1000	102.0000	EUR	97.5000
116.5000	GBP	111.5000	24.0000	AED	23.0000
23.6000	SAR	22.0000	63.0000	SGD	59.5000
65.5000	AUD	61.5000	20.9000	MYR	18.2000
67.5000	CAD	63.5000	0.9000	JPY	0.7500
21.0000	QAR	19.5000	1.2300	INR	1.1500
280.0000	KWD	260.0000	11.0000	HKD	8.5000
12.6000	CNY	10.0000	226.0000	BHD	216.0000
223.0000	OMR	205.0000	2.9000	THB	2.2000

NOTE: Cash selling and buying rates for all other currencies will be same as TT & OD and OD Transfer respectively mentioned under serial number 1.

4. Deposit Rates:

NFCD Interest Rate	1 Month	3 Months	6 Months	12 Months
USD	0.1100%	0.1900%	0.2100%	0.3000%
GBP	0.0500%	0.0500%	0.0700%	0.1200%
EUR	0.0000%	0.0000%	0.0000%	0.0000%

FCAD Interest Rate	USD	GBP	EUR
Interest Rate	0.1100%	0.0500%	0.0000%

Note: Interest on USD, EUR & GBP FCAD is applicable only for balance not less than USD 1000, GBP 500 or equivalent in other currencies lying in the accounts for one month or longer period as per GFET, Vol-1 of Bangladesh Bank.

LIBOR	1 Month	3 Months	6 Months	12 Months
USD	0.1073%	0.1990%	0.2033%	0.2808%


5. Indicative Cross Rate of 1 USD with ACU mechanism countries:


Currency	PKR	INR	LKR	NPR	IRR	MMK	BTN	MVR
USD 1 =	153.9000	72.5050	197.5000	116.0200	42000.0000	1400.0000	72.6100	15.4200


6. Indicative Cross Rates in Tokyo/Hongkong/Singapore Market

	GBP/USD	EUR/USD	AUD/USD	USD/JPY	USD/SGD	USD/CAD	USD/MYR	USD/CHF
Selling	1.3777	1.1789	0.7637	109.5200	1.3465	1.2606	4.1460	0.9395
Buying	1.3776	1.1779	0.7631	109.5500	1.3468	1.2607	4.1500	0.9396

All the quoted rates are indicative and subject to change without prior notice. Processed by : Farah Diba Tania and Checked by : Md. Abu Munayem.


MD. ABU MUNAYEM
PRINCIPAL OFFICER


MD. MANIRUZZAMAN
ASSISTANT GENERAL MANAGER


MD. MOKHLESUR RAHMAN
AGM & HEAD OF TREASURY