



Exchange Rate Circular No. 66/21

Effective Date: **Wednesday, April 7, 2021**

Phone No. 9554902, 9551358
E-mail : treasury@agranibank.org
agranidealers@gmail.com

1. Dealing rates of Agrani Bank Limited for 1 Unit of Foreign Currency against BDT:

SPOT SELLING		Currency	SPOT BUYING			
T.T & O.D	B.C.		TT CLEAN	TT DOC	OD Sight Exp Bill	OD Transfer
84.9500	84.9500	USD	84.2000	84.1500	84.1000	83.8800
119.3189	119.4689	GBP	115.3649	115.1958	115.0767	114.4725
102.6941	103.3441	EUR	99.1201	99.1608	98.6015	98.4904
0.7936	0.8036	JPY	0.7566	0.7562	0.7557	0.7537
66.2717	66.6717	AUD	64.3467	64.3084	64.2701	64.1018
69.0993	69.3193	CAD	66.6616	66.6219	66.5821	66.4073
93.4460	93.5260	CHF	90.0233	89.9697	89.9161	89.6800
9.9597	10.1297	SEK	9.6989	9.6931	9.6873	9.6618
11.0500	11.1500	HKD	10.7935	10.7870	10.7806	10.7523
65.4950	65.6450	SGD	62.7468	62.7095	62.6721	62.5078
20.6939	20.8539	MYR	20.3225	20.3104	20.2983	20.2450
22.7473	22.9073	SAR	22.3862	22.3728	22.3595	22.3008
23.2495	23.3695	AED	22.8809	22.8673	22.8537	22.7938
283.5831	283.7831	KWD	278.3760	278.2106	278.0453	277.3176
23.4483	23.5683	QAR	23.0792	23.0654	23.0517	22.9913

2.(A) Usance Rate:

Usance Rate	30 DAYS	60 DAYS	90 DAYS	120 DAYS	180 DAYS
USD	83.4633	82.8318	82.2003	81.5688	80.3058
GBP	115.1463	114.2732	113.4001	112.5270	110.7807
EUR	98.7458	97.9964	97.2470	96.4976	94.9988

2.(B) Forward Rates (Its an indicative rate, actual should be collected from the dealing room):

		30 DAYS	60 DAYS	90 DAYS	180 DAYS
Selling Rate	USD	85.4455	85.9411	86.4366	87.9233
Buying Rate	USD	84.5205	84.9410	85.3615	86.6230

NOTE: The above selling rates are applicable for import payment & outward remittance upto USD 25000.00 or equivalent other currencies. AD branches are requested to collect actual dealing rate for more than above amount from dealing room.

Please note that Bank reserves the right to adjust the difference amount due to rate fluctuation.

3. Selling and Buying Rates of Foreign Currency Notes (Cash) for 1 Unit of Foreign Currency against BDT:

SELLING	CURRENCY	BUYING	SELLING	CURRENCY	BUYING
86.7000	USD	84.1000	102.5000	EUR	98.0000
117.0000	GBP	112.0000	24.2000	AED	23.2500
23.6000	SAR	22.0000	64.0000	SGD	61.0000
65.5000	AUD	61.5000	20.9000	MYR	18.2000
68.0000	CAD	64.0000	0.9000	JPY	0.7500
21.0000	QAR	19.5000	1.2500	INR	1.1800
280.0000	KWD	260.0000	11.0000	HKD	8.5000
12.6000	CNY	10.0000	226.0000	BHD	216.0000
223.0000	OMR	205.0000	2.9000	THB	2.2000

NOTE: Cash selling and buying rates for all other currencies will be same as TT & OD and OD Transfer respectively mentioned under serial number 1.

4. Deposit Rates:

NFCD Interest Rate	1 Month	3 Months	6 Months	12 Months
USD	0.1400%	0.1900%	0.2000%	0.2800%
GBP	0.1000%	0.0800%	0.1000%	0.1600%
EUR	0.0000%	0.0000%	0.0000%	0.0000%

FCAD Interest Rate	USD	GBP	EUR
Interest Rate	0.1400%	0.1000%	0.0000%

Note: Interest on USD, EUR & GBP FCAD is applicable only for balance not less than USD 1000, GBP 500 or equivalent in other currencies lying in the accounts for one month or longer period as per GFET, Vol-1 of Bangladesh Bank.

LIBOR	1 Month	3 Months	6 Months	12 Months
USD	0.1101%	0.1974%	0.2010%	0.2863%


5. Indicative Cross Rate of 1 USD with ACU mechanism countries:


Currency	PKR	INR	LKR	NPR	IRR	MMK	BTN	MVR
USD 1 =	152.6900	73.4550	199.5000	117.4900	42000.0000	1400.0000	73.4240	15.4200


6. Indicative Cross Rates in Tokyo/Hongkong/Singapore Market

	GBP/USD	EUR/USD	AUD/USD	USD/JPY	USD/SGD	USD/CAD	USD/MYR	USD/CHF
Selling	1.3828	1.1871	0.7660	109.8100	1.3379	1.2576	4.1250	0.9310
Buying	1.3826	1.1867	0.7654	109.8300	1.3387	1.2580	4.1310	0.9320

All the quoted rates are indicative and subject to change without prior notice. Processed by : Farah Diba Tania and Checked by : Md. Abu Munayem.


MD. ABU MUNAYEM
PRINCIPAL OFFICER


MD. MANIRUZZAMAN
ASSISTANT GENERAL MANAGER


MD. MOKHLESUR RAHMAN
AGM & HEAD OF TREASURY