



Exchange Rate Circular No. 76/21

THURSDAY

Effective Date: 22-Apr-2021 To 24-Apr-2021

Phone No. 9554902, 9551358
E-mail : treasury@agranibank.org
agranidealers@gmail.com

1. Dealing rates of Agrani Bank Limited for 1 Unit of Foreign Currency against BDT:

SPOT SELLING		Currency	SPOT BUYING			
T.T & O.D	B.C.		TT CLEAN	TT DOC	OD Sight Exp Bill	OD Transfer
84.9500	84.9500	USD	84.2000	84.1500	84.1000	83.8800
120.2703	120.1703	GBP	116.3164	116.1467	116.0270	115.4203
104.1468	104.2968	EUR	100.5600	100.5998	100.0396	99.9247
0.7968	0.8068	JPY	0.7695	0.7690	0.7686	0.7665
67.0957	67.4957	AUD	65.1634	65.1247	65.0859	64.9154
69.5318	69.7518	CAD	67.0900	67.0500	67.0100	66.8340
94.9402	95.0202	CHF	91.5613	91.5067	91.4522	91.2121
10.2114	10.3814	SEK	9.9486	9.9426	9.9367	9.9105
11.0749	11.1749	HKD	10.8181	10.8117	10.8053	10.7769
65.9925	66.1425	SGD	63.2536	63.2160	63.1783	63.0127
20.7741	20.9341	MYR	20.4117	20.3995	20.3874	20.3339
22.7473	22.9073	SAR	22.3862	22.3728	22.3595	22.3008
23.2495	23.3695	AED	22.8809	22.8673	22.8537	22.7938
284.3230	284.5230	KWD	279.1055	278.9397	278.7739	278.0444
23.4579	23.5779	QAR	23.0792	23.0654	23.0517	22.9913

2.(A) Usance Rate:

Usance Rate	30 DAYS	60 DAYS	90 DAYS	120 DAYS	180 DAYS
USD	83.4633	82.8318	82.2003	81.5688	80.3058
GBP	116.0894	115.2092	114.3289	113.4487	111.6882
EUR	100.1731	99.4129	98.6527	97.8925	96.3721

2.(B) Forward Rates (Its an indicative rate, actual should be collected from the dealing room):

		30 DAYS	60 DAYS	90 DAYS	180 DAYS
Selling Rate	USD	85.4455	85.9411	86.4366	87.9233
Buying Rate	USD	84.5205	84.9410	85.3615	86.6230

NOTE: The above selling rates are applicable for import payment & outward remittance upto USD 25000.00 or equivalent other currencies. AD branches are requested to collect actual dealing rate for more than above amount from dealing room.

Please note that Bank reserves the right to adjust the difference amount due to rate fluctuation.

3. Selling and Buying Rates of Foreign Currency Notes (Cash) for 1 Unit of Foreign Currency against BDT:

SELLING	CURRENCY	BUYING	SELLING	CURRENCY	BUYING
86.7000	USD	84.1000	103.0000	EUR	98.5000
117.5000	GBP	112.5000	24.2000	AED	22.0000
23.5000	SAR	21.0000	63.5000	SGD	59.0000
67.0000	AUD	63.0000	20.9000	MYR	18.2000
68.2500	CAD	64.2500	0.9000	JPY	0.7500
21.0000	QAR	19.5000	1.2500	INR	1.1800
280.0000	KWD	250.0000	11.0000	HKD	8.5000
12.6000	CNY	10.0000	226.0000	BHD	216.0000
223.0000	OMR	205.0000	2.9000	THB	2.2000

NOTE: Cash selling and buying rates for all other currencies will be same as TT & OD and OD Transfer respectively mentioned under serial number 1.

4. Deposit Rates:

NFCD Interest Rate	1 Month	3 Months	6 Months	12 Months
USD	0.1400%	0.1900%	0.2000%	0.2800%
GBP	0.1000%	0.0800%	0.1000%	0.1600%
EUR	0.0000%	0.0000%	0.0000%	0.0000%

FCAD Interest Rate	USD	GBP	EUR
Interest Rate	0.1400%	0.1000%	0.0000%

Note: Interest on USD, EUR & GBP FCAD is applicable only for balance not less than USD 1000, GBP 500 or equivalent in other currencies lying in the accounts for one month or longer period as per GFET, Vol-1 of Bangladesh Bank.

LIBOR	1 Month	3 Months	6 Months	12 Months
USD	0.1103%	0.1729%	0.2165%	0.2823%


5. Indicative Cross Rate of 1 USD with ACU mechanism countries:


Currency	PKR	INR	LKR	NPR	IRR	MMK	BTN	MVR
USD 1 =	152.5000	75.3500	191.0000	119.8000	42000.0000	1400.0000	75.4050	15.4200


6. Indicative Cross Rates in Tokyo/Hongkong/Singapore Market

	GBP/USD	EUR/USD	AUD/USD	USD/JPY	USD/SGD	USD/CAD	USD/MYR	USD/CHF
Selling	1.3940	1.2042	0.7757	107.9700	1.3275	1.2496	4.1090	0.9160
Buying	1.3939	1.2038	0.7751	108.0200	1.3280	1.2500	4.1130	0.9164

All the quoted rates are indicative and subject to change without prior notice. Processed by :Farah Diba Tania and Checked by : Md. Abu Munayem.


MD. ABU MUNAYEM
PRINCIPAL OFFICER


MD. MANIRUZZAMAN
ASSISTANT GENERAL MANAGER


MD. MOKHLESUR RAHMAN
AGM & HEAD OF TREASURY