



Exchange Rate Circular No. 88/21

Effective Date: Tuesday, May 11, 2021

Phone No. 9554902, 9551358  
E-mail : treasury@agranibank.org  
agranidealers@gmail.com

1. Dealing rates of Agrani Bank Limited for 1 Unit of Foreign Currency against BDT:

SPOT SELLING		Currency	SPOT BUYING			
T.T & O.D	B.C.		TT CLEAN	TT DOC	OD Sight Exp Bill	OD Transfer
84.9500	84.9500	USD	84.2000	84.1500	84.1000	83.8800
121.8334	121.9834	GBP	117.7657	117.6950	117.5744	116.9637
105.0218	105.6718	EUR	101.3272	101.4665	100.9058	100.7887
0.7903	0.8103	JPY	0.7630	0.7626	0.7621	0.7601
67.7753	68.1753	AUD	65.8370	65.7979	65.7587	65.5864
71.7973	72.0173	CAD	69.3283	69.2870	69.2456	69.0638
96.5574	96.6374	CHF	93.1628	93.1073	93.0518	92.8076
10.2883	10.4583	SEK	10.0264	10.0204	10.0144	9.9880
11.0687	11.1687	HKD	10.8117	10.8053	10.7988	10.7705
66.0552	66.2052	SGD	63.3205	63.2828	63.2451	63.0793
20.7515	20.9115	MYR	20.3868	20.3747	20.3625	20.3091
22.7521	22.9121	SAR	22.3909	22.3776	22.3643	22.3056
23.2495	23.3695	AED	22.8809	22.8673	22.8537	22.7938
284.7273	284.9273	KWD	279.5042	279.3381	279.1721	278.4415
23.4579	23.5779	QAR	23.0792	23.0654	23.0517	22.9913

2.(A) Usance Rate:

Usance Rate	30 DAYS	60 DAYS	90 DAYS	120 DAYS	180 DAYS
USD	83.4633	82.8318	82.2003	81.5688	80.3058
GBP	117.6251	116.7333	115.8414	114.9495	113.1658
EUR	101.0327	100.2660	99.4993	98.7326	97.1992

2.(B) Forward Rates (Its an indicative rate, actual should be collected from the dealing room):

		30 DAYS	60 DAYS	90 DAYS	180 DAYS
Selling Rate	USD	85.4455	85.9411	86.4366	87.9233
Buying Rate	USD	84.5205	84.9410	85.3615	86.6230

**NOTE:** The above selling rates are applicable for import payment & outward remittance upto USD 25000.00 or equivalent other currencies. AD branches are requested to collect actual dealing rate for more than above amount from dealing room.

**Please note that Bank reserves the right to adjust the difference amount due to rate fluctuation.**

3. Selling and Buying Rates of Foreign Currency Notes (Cash) for 1 Unit of Foreign Currency against BDT:

SELLING	CURRENCY	BUYING	SELLING	CURRENCY	BUYING
86.8000	USD	84.2000	105.0000	EUR	99.5000
118.5000	GBP	112.5000	24.1000	AED	23.1000
23.5000	SAR	22.2000	64.5000	SGD	61.0000
67.5000	AUD	63.0000	20.9000	MYR	18.2000
70.0000	CAD	65.5000	0.9000	JPY	0.7500
21.0000	QAR	19.5000	1.2500	INR	1.1800
280.0000	KWD	250.0000	11.0000	HKD	8.5000
12.6000	CNY	10.0000	226.0000	BHD	216.0000
223.0000	OMR	205.0000	2.9000	THB	2.2000

**NOTE:** Cash selling and buying rates for all other currencies will be same as TT & OD and OD Transfer respectively mentioned under serial number 1.

4. Deposit Rates:

NFCD Interest Rate	1 Month	3 Months	6 Months	12 Months
USD	0.1100%	0.1900%	0.2100%	0.2800%
GBP	0.0700%	0.0900%	0.1100%	0.1600%
EUR	0.0000%	0.0000%	0.0000%	0.0000%

FCAD Interest Rate	USD	GBP	EUR
Interest Rate	0.1100%	0.0700%	0.0000%

**Note:** Interest on USD, EUR & GBP FCAD is applicable only for balance not less than USD 1000, GBP 500 or equivalent in other currencies lying in the accounts for one month or longer period as per GFET, Vol-1 of Bangladesh Bank.

LIBOR	1 Month	3 Months	6 Months	12 Months
USD	0.0981%	0.1675%	0.1925%	0.2670%


5. Indicative Cross Rate of 1 USD with ACU mechanism countries:


Currency	PKR	INR	LKR	NPR	IRR	MMK	BTN	MVR
USD 1 =	151.9500	73.5170	195.5000	117.3600	42000.0000	1550.0000	73.3280	15.4200


6. Indicative Cross Rates in Tokyo/Hongkong/Singapore Market

	GBP/USD	EUR/USD	AUD/USD	USD/JPY	USD/SGD	USD/CAD	USD/MYR	USD/CHF
Selling	1.4124	1.2145	0.7837	108.8700	1.3262	1.2093	4.1135	0.9003
Buying	1.4123	1.2141	0.7831	108.9200	1.3266	1.2098	4.1180	0.9007

All the quoted rates are indicative and subject to change without prior notice. Processed by :Farah Diba Tania and Checked by : Md. Abu Munayem.

  
MD. ABU MUNAYEM  
PRINCIPAL OFFICER

  
MD. MANIRUZZAMAN  
ASSISTANT GENERAL MANAGER

  
MD. MOKHLESUR RAHMAN  
AGM & HEAD OF TREASURY