



Exchange Rate Circular No. 166/21

Effective Date: **Wednesday, September 15, 2021**

Phone No. 9554902, 02223383978
E-mail : treasury@agranibank.org
agranidealers@gmail.com

1. Dealing rates of Agrani Bank Limited for 1 Unit of Foreign Currency against BDT:

SPOT SELLING		Currency	SPOT BUYING			
T.T & O.D	B.C.		TT CLEAN	TT DOC	OD Sight Exp Bill	OD Transfer
85.2500	85.2500	USD	84.3000	84.2500	84.2000	83.9800
119.5462	119.6962	GBP	115.2262	115.1571	115.0381	114.4344
102.5303	103.1803	EUR	98.6246	98.7656	98.2065	98.0968
0.7878	0.8078	JPY	0.7588	0.7584	0.7579	0.7559
63.6627	64.0627	AUD	61.6160	61.5794	61.5428	61.3818
68.7395	68.9595	CAD	66.1446	66.1052	66.0658	65.8925
94.9235	95.0035	CHF	91.3603	91.3059	91.2515	91.0122
9.9996	10.1696	SEK	9.7173	9.7115	9.7057	9.6802
11.0901	11.1901	HKD	10.8074	10.8010	10.7946	10.7663
65.4773	65.6273	SGD	62.5966	62.5593	62.5221	62.3584
20.6076	20.7676	MYR	20.1947	20.1827	20.1707	20.1178
22.8297	22.9897	SAR	22.4152	22.4019	22.3885	22.3299
23.3312	23.4512	AED	22.9081	22.8945	22.8809	22.8210
285.6883	285.8883	KWD	280.0595	279.8934	279.7272	278.9960
23.5403	23.6603	QAR	23.1066	23.0929	23.0792	23.0188
13.3661	13.4661	CNY	13.0525	13.0448	13.0370	13.0029

2.(A) Usance Rate:

Currency	30 DAYS	60 DAYS	90 DAYS	120 DAYS	180 DAYS
USD	83.5624	82.9301	82.2979	81.6656	80.4011
GBP	115.1079	114.2350	113.3622	112.4894	110.7438
EUR	98.3537	97.6073	96.8609	96.1144	94.6216

2.(B) Forward Rates (Its an indicative rate, actual should be collected from the dealing room):

	Currency	30 DAYS	60 DAYS	90 DAYS	180 DAYS
Selling Rate	USD	85.7473	86.2446	86.7419	88.2338
Buying Rate	USD	84.6210	85.0420	85.4630	86.7260

NOTE: The above selling rates are applicable for import payment & outward remittance upto USD 25000.00 or equivalent other currencies. AD branches are requested to collect actual dealing rate for more than above amount from dealing room.

Please note that Bank reserves the right to adjust the difference amount due to rate fluctuation.

3. Selling and Buying Rates of Foreign Currency Notes (Cash) for 1 Unit of Foreign Currency against BDT:

SELLING	CURRENCY	BUYING	SELLING	CURRENCY	BUYING
86.9000	USD	84.5000	105.0000	EUR	100.0000
119.5000	GBP	114.0000	24.0000	AED	21.0000
23.5000	SAR	20.0000	64.0000	SGD	59.0000
65.0000	AUD	61.0000	20.8000	MYR	18.0000
69.5000	CAD	65.5000	0.9000	JPY	0.7500
22.2000	QAR	21.0000	1.2500	INR	1.1800
280.0000	KWD	255.0000	11.0000	HKD	8.5000
13.0000	CNY	10.5000	225.0000	BHD	213.0000
222.0000	OMR	200.0000	2.9000	THB	2.2000

NOTE: Cash selling and buying rates for all other currencies will be same as TT & OD and OD Transfer respectively mentioned under serial number 1.

4. Deposit Rates:

NFCD Interest Rate	1 Month	3 Months	6 Months	12 Months
USD	0.0900%	0.1200%	0.1600%	0.2400%
GBP	0.0500%	0.0700%	0.0900%	0.2000%
EUR	0.0000%	0.0000%	0.0000%	0.0000%

FCAD Interest Rate	USD	GBP	EUR
Interest Rate	0.0900%	0.0500%	0.0000%

Note: Interest on USD, EUR & GBP FCAD is applicable only for balance not less than USD 1000, GBP 500 or equivalent in other currencies lying in the accounts for one month or longer period as per GFET, Vol-1 of Bangladesh Bank.

5. LIBOR Rate:

Currency	1 Month	3 Months	6 Months	12 Months
USD	0.0846%	0.1180%	0.1479%	0.2225%


6. Indicative Cross Rate of 1 USD with ACU mechanism countries:


Currency	PKR	INR	LKR	NPR	IRR	MMK	BTN	MVR
USD 1 =	167.9000	73.6540	198.0000	117.8800	42000.0000	1736.0000	73.6890	15.4200


7. Indicative Cross Rates in Tokyo/Hongkong/Singapore Market

	GBP/USD	EUR/USD	AUD/USD	USD/JPY	USD/SGD	USD/CAD	USD/MYR	USD/CHF	USD/CNY
Selling	1.3806	1.1810	0.7327	109.6000	1.3430	1.2688	4.1570	0.9194	6.4407
Buying	1.3805	1.1806	0.7321	109.6500	1.3435	1.2693	4.1620	0.9195	6.4437

All the quoted rates are indicative and subject to change without prior notice. Processed by :Farah Diba Tania and Checked by : Emam Hossain.


EMAM HOSSAIN
PRINCIPAL OFFICER


MD. MANIRUZZAMAN
ASSISTANT GENERAL MANAGER


MD. MOKHESUR RAHMAN
AGM & HEAD OF TREASURY