



Exchange Rate Circular No. 230/21

Effective Date: 15-Dec-2021 To 18-Dec-2021

Phone No. 02223384902, 02223383978  
E-mail : treasury@agranibank.org  
agranidealers@gmail.com

1. Dealing rates of Agrani Bank Limited for 1 Unit of Foreign Currency against BDT:

SPOT SELLING		Currency	SPOT BUYING			
T.T & O.D	B.C.		TT CLEAN	TT DOC	OD Sight Exp Bill	OD Transfer
85.8500	85.8500	USD	84.8500	84.8000	84.7500	84.5300
115.9210	116.1210	GBP	111.4811	111.0150	110.8988	110.3078
99.3357	99.4757	EUR	94.7656	94.7594	94.2031	94.1054
0.7852	0.7852	JPY	0.7379	0.7356	0.7352	0.7333
62.2222	62.6222	AUD	60.1605	60.1250	60.0895	59.9332
68.3697	68.5897	CAD	65.7509	65.7119	65.6730	65.5019
95.1213	95.2013	CHF	91.4196	91.3656	91.3115	91.0737
9.4853	9.6553	SEK	9.2007	9.1952	9.1898	9.1657
11.1349	11.2349	HKD	10.8460	10.8396	10.8332	10.8050
64.6917	64.8417	SGD	61.7798	61.7433	61.7068	61.5462
20.3859	20.5459	MYR	19.9707	19.9589	19.9471	19.8951
22.9848	23.1448	SAR	22.5570	22.5437	22.5304	22.4717
23.4952	23.6152	AED	23.0579	23.0443	23.0306	22.9708
285.6079	285.8079	KWD	279.8406	279.6757	279.5107	278.7849
23.7052	23.8252	QAR	23.2576	23.2439	23.2302	23.1698
13.6199	13.7899	CNY	13.3016	13.2937	13.2858	13.2513

2.(A) Usance Rate:

Currency	30 DAYS	60 DAYS	90 DAYS	120 DAYS	180 DAYS
USD	84.1076	83.4712	82.8348	82.1984	80.9257
GBP	110.9991	110.1573	109.3156	108.4739	106.7904
EUR	94.3799	93.6635	92.9471	92.2308	90.7980

2.(B) Forward Rates (Its an indicative rate, actual should be collected from the dealing room):

	Currency	30 DAYS	60 DAYS	90 DAYS	180 DAYS
Selling Rate	USD	86.3508	86.8516	87.3524	88.8548
Buying Rate	USD	85.1738	85.5975	86.0213	87.2925

**NOTE:** The above selling rates are applicable for import payment & outward remittance upto USD 25000.00 or equivalent other currencies. AD branches are requested to collect actual dealing rate for more than above amount from dealing room.

**Please note that Bank reserves the right to adjust the difference amount due to rate fluctuation.**

3. Selling and Buying Rates of Foreign Currency Notes (Cash) for 1 Unit of Foreign Currency against BDT:

SELLING	CURRENCY	BUYING	SELLING	CURRENCY	BUYING
89.6000	USD	87.5000	102.0000	EUR	97.0000
124.0000	GBP	116.0000	24.5000	AED	23.5000
23.6000	SAR	22.5000	65.8000	SGD	62.0000
67.0000	AUD	63.0000	20.8000	MYR	18.0000
74.0000	CAD	68.5000	0.9000	JPY	0.7500
24.0000	QAR	22.4000	1.2600	INR	1.1800
285.0000	KWD	268.0000	11.0000	HKD	8.5000
13.5000	CNY	11.0000	225.0000	BHD	218.0000
225.0000	OMR	215.0000	2.9000	THB	2.2000

**NOTE:** Cash selling and buying rates for all other currencies will be same as TT & OD and OD Transfer respectively mentioned under serial number 1.

4. Deposit Rates:

NFCD Interest Rate	1 Month	3 Months	6 Months	12 Months
USD	0.0900%	0.1600%	0.2300%	0.3900%
GBP	0.1100%	0.1300%	0.3300%	0.6800%
EUR	0.0000%	0.0000%	0.0000%	0.0000%

FCAD Interest Rate	USD	GBP	EUR
Interest Rate	0.0900%	0.1100%	0.0000%

**Note:** Interest on USD, EUR & GBP FCAD is applicable only for balance not less than USD 1000, GBP 500 or equivalent in other currencies lying in the accounts for one month or longer period as per GFET, Vol-1 of Bangladesh Bank.

5. LIBOR Rate:

Currency	1 Month	3 Months	6 Months	12 Months
USD	0.1075%	0.2109%	0.2911%	0.4979%


6. Indicative Cross Rate of 1 USD with ACU mechanism countries:


Currency	PKR	INR	LKR	NPR	IRR	MMK	BTN	MVR
USD 1 =	177.8000	76.0280	202.0000	121.3800	42000.0000	1771.5000	75.8260	15.4200


7. Indicative Cross Rates in Tokyo/Hongkong/Singapore Market

	GBP/USD	EUR/USD	AUD/USD	USD/JPY	USD/SGD	USD/CAD	USD/MYR	USD/CHF	USD/CNY
Selling	1.3229	1.1261	0.7108	113.6800	1.3694	1.2848	4.2320	0.9239	6.3640
Buying	1.3227	1.1257	0.7102	113.7300	1.3701	1.2852	4.2360	0.9249	6.3646

All the quoted rates are indicative and subject to change without prior notice. Processed by Farah Diba Tania and Checked by Md. Abu Munayem.

  
EMAM HOSSAIN  
PRINCIPAL OFFICER

  
MD. MANIRUZZAMAN  
ASSISTANT GENERAL MANAGER

  
MD. MOKHLESUR RAHMAN  
DGM & HEAD OF TREASURY