



Exchange Rate Circular No. 35/22

**THURSDAY**

Effective Date: 17-Feb-2022 To 19-Feb-2022

Phone No. 02223384902, 02223383978  
E-mail : treasury@agranibank.org  
agranidealers@gmail.com

1. Dealing rates of Agrani Bank Limited for 1 Unit of Foreign Currency against BDT:

SPOT SELLING		Currency	SPOT BUYING			
T.T & O.D	B.C.		TT CLEAN	TT DOC	OD Sight Exp Bill	OD Transfer
86.0500	86.0500	USD	85.0500	85.0000	84.9500	84.7300
119.4494	119.5194	GBP	114.9755	114.4075	114.2895	113.6904
100.7093	100.8593	EUR	96.2369	96.0300	95.4731	95.3727
0.7757	0.7757	JPY	0.7285	0.7262	0.7258	0.7239
63.2937	63.6937	AUD	61.2211	61.1850	61.1490	60.9903
69.3700	69.5900	CAD	66.7407	66.7013	66.6619	66.4886
95.5500	95.6300	CHF	91.9351	91.8809	91.8267	91.5880
9.3792	9.5492	SEK	9.0978	9.0924	9.0871	9.0633
11.1609	11.2609	HKD	10.8722	10.8658	10.8594	10.8311
66.0968	66.2468	SGD	63.1972	63.1600	63.1228	62.9589
20.6787	20.8387	MYR	20.2650	20.2531	20.2411	20.1885
23.0326	23.1926	SAR	22.6049	22.5916	22.5782	22.5196
23.5503	23.6703	AED	23.1123	23.0987	23.0851	23.0252
286.6358	286.8358	KWD	280.6023	280.4373	280.2723	279.5462
23.7044	23.8244	QAR	23.2155	23.2018	23.1882	23.1280
13.7223	13.8923	CNY	13.4041	13.3962	13.3883	13.3536

2.(A) Usance Rate:

Currency	30 DAYS	60 DAYS	90 DAYS	120 DAYS	180 DAYS
USD	84.3058	83.6679	83.0301	82.3922	81.1164
GBP	114.3638	113.4966	112.6294	111.7622	110.0278
EUR	95.6400	94.9141	94.1882	93.4623	92.0105

2.(B) Forward Rates (Its an indicative rate, actual should be collected from the dealing room):

	Currency	30 DAYS	60 DAYS	90 DAYS	180 DAYS
Selling Rate	USD	86.5520	87.0539	87.5559	89.0618
Buying Rate	USD	85.3748	85.7995	86.2243	87.4985

**NOTE:** The above selling rates are applicable for import payment & outward remittance upto USD 25000.00 or equivalent other currencies. AD branches are requested to collect actual dealing rate for more than above amount from dealing room.

**Please note that Bank reserves the right to adjust the difference amount due to rate fluctuation.**

3. Selling and Buying Rates of Foreign Currency Notes (Cash) for 1 Unit of Foreign Currency against BDT:

SELLING	CURRENCY	BUYING	SELLING	CURRENCY	BUYING
90.0000	USD	88.0000	101.0000	EUR	97.0000
122.0000	GBP	116.0000	24.9000	AED	24.1000
23.8000	SAR	23.0000	66.0000	SGD	63.2500
67.0000	AUD	63.0000	21.5000	MYR	20.1000
74.5000	CAD	70.5000	0.9000	JPY	0.7500
24.0000	QAR	22.4000	1.2600	INR	1.1800
288.0000	KWD	272.0000	11.0000	HKD	8.5000
13.5000	CNY	11.0000	230.0000	BHD	222.0000
228.0000	OMR	220.0000	2.9000	THB	2.1000

**NOTE:** Cash selling and buying rates for all other currencies will be same as TT & OD and OD Transfer respectively mentioned under serial number 1.

4. Deposit Rates:

NFCD Interest Rate	1 Month	3 Months	6 Months	12 Months
USD	0.1100%	0.2500%	0.4100%	0.7200%
GBP	0.3100%	0.5000%	0.8100%	0.8200%
EUR	0.0000%	0.0000%	0.0000%	0.0000%

FCAD Interest Rate	USD	GBP	EUR
Interest Rate	0.1100%	0.3100%	0.0000%

**Note:** Interest on USD, EUR & GBP FCAD is applicable only for balance not less than USD 1000, GBP 500 or equivalent in other currencies lying in the accounts for one month or longer period as per GFET, Vol-1 of Bangladesh Bank.

5. LIBOR Rate:

Currency	1 Month	3 Months	6 Months	12 Months
USD	0.1367%	0.4881%	0.7871%	1.3299%


6. Indicative Cross Rate of 1 USD with ACU mechanism countries:


Currency	PKR	INR	LKR	NPR	IRR	MMK	BTN	MVR
USD 1 =	175.5000	74.9640	201.9200	120.1200	42000.0000	1769.5000	75.0622	15.4200


7. Indicative Cross Rates in Tokyo/Hongkong/Singapore Market

	GBP/USD	EUR/USD	AUD/USD	USD/JPY	USD/SGD	USD/CAD	USD/MYR	USD/CHF	USD/CNY
Selling	1.3599	1.1384	0.7216	115.4000	1.3425	1.2688	4.1815	0.9218	6.3308
Buying	1.3595	1.1380	0.7210	115.4500	1.3426	1.2692	4.1845	0.9219	6.3309

All the quoted rates are indicative and subject to change without prior notice. Processed by Farah Diba Tania and Checked by Md. Abu Munayem.

  
EMAM HOSSAIN  
PRINCIPAL OFFICER

  
MD. MANIRUZZAMAN  
ASSISTANT GENERAL MANAGER

  
MD. MOKHESUR RAHMAN  
DGM & HEAD OF TREASURY