

Exchange Rate Circular No. 38/22

Effective Date: **Wednesday, February 23, 2022**

Phone No. 02223384902, 02223383978
E-mail : treasury@agranibank.org
agranidealers@gmail.com

1. Dealing rates of Agrani Bank Limited for 1 Unit of Foreign Currency against BDT:

SPOT SELLING		Currency	SPOT BUYING			
T.T & O.D	B.C.		TT CLEAN	TT DOC	OD Sight Exp Bill	OD Transfer
86.0500	86.0500	USD	85.0500	85.0000	84.9500	84.7300
119.4064	119.4764	GBP	114.9500	114.3820	114.2640	113.6650
100.2274	100.3774	EUR	95.7606	95.5540	94.9974	94.8983
0.7781	0.7781	JPY	0.7310	0.7287	0.7283	0.7264
63.3883	63.7883	AUD	61.3486	61.3125	61.2764	61.1174
69.0455	69.2655	CAD	66.4202	66.3810	66.3418	66.1693
95.6716	95.7516	CHF	92.0153	91.9610	91.9067	91.6678
9.3179	9.4879	SEK	9.0378	9.0325	9.0271	9.0036
11.1581	11.2581	HKD	10.8694	10.8630	10.8566	10.8284
65.9825	66.1325	SGD	63.0654	63.0282	62.9911	62.8276
20.6689	20.8289	MYR	20.2529	20.2409	20.2290	20.1764
23.0357	23.1957	SAR	22.6079	22.5946	22.5813	22.5226
23.5503	23.6703	AED	23.1123	23.0987	23.0851	23.0252
286.6829	286.8829	KWD	280.6487	280.4836	280.3186	279.5923
23.7601	23.8801	QAR	23.3126	23.2988	23.2851	23.2247
13.7337	13.9037	CNY	13.4092	13.4013	13.3934	13.3586

2.(A) Usance Rate:

Currency	30 DAYS	60 DAYS	90 DAYS	120 DAYS	180 DAYS
USD	84.3058	83.6679	83.0301	82.3922	81.1164
GBP	114.3385	113.4715	112.6045	111.7375	110.0035
EUR	95.1679	94.4456	93.7232	93.0009	91.5563

2.(B) Forward Rates (Its an indicative rate, actual should be collected from the dealing room):

	Currency	30 DAYS	60 DAYS	90 DAYS	180 DAYS
Selling Rate	USD	86.5520	87.0539	87.5559	89.0618
Buying Rate	USD	85.3748	85.7995	86.2243	87.4985

NOTE: The above selling rates are applicable for import payment & outward remittance upto USD 25000.00 or equivalent other currencies. AD branches are requested to collect actual dealing rate for more than above amount from dealing room.

Please note that Bank reserves the right to adjust the difference amount due to rate fluctuation.

3. Selling and Buying Rates of Foreign Currency Notes (Cash) for 1 Unit of Foreign Currency against BDT:

SELLING	CURRENCY	BUYING	SELLING	CURRENCY	BUYING
90.0000	USD	88.0000	101.0000	EUR	97.0000
122.0000	GBP	116.0000	25.0000	AED	24.1000
23.8000	SAR	23.0000	66.0000	SGD	63.2500
67.0000	AUD	63.0000	21.5000	MYR	20.1000
74.5000	CAD	70.5000	0.9000	JPY	0.7500
24.0000	QAR	22.4000	1.2600	INR	1.1800
288.0000	KWD	272.0000	11.0000	HKD	8.5000
13.5000	CNY	11.0000	230.0000	BHD	222.0000
228.0000	OMR	220.0000	2.9000	THB	2.1000

NOTE: Cash selling and buying rates for all other currencies will be same as TT & OD and OD Transfer respectively mentioned under serial number 1.

4. Deposit Rates:

NFCD Interest Rate	1 Month	3 Months	6 Months	12 Months
USD	0.1100%	0.2500%	0.4100%	0.7200%
GBP	0.3100%	0.5000%	0.8100%	0.8200%
EUR	0.0000%	0.0000%	0.0000%	0.0000%

FCAD Interest Rate	USD	GBP	EUR
Interest Rate	0.1100%	0.3100%	0.0000%

Note: Interest on USD, EUR & GBP FCAD is applicable only for balance not less than USD 1000, GBP 500 or equivalent in other currencies lying in the accounts for one month or longer period as per GFET, Vol-1 of Bangladesh Bank.

5. LIBOR Rate:

Currency	1 Month	3 Months	6 Months	12 Months
USD	0.1759%	0.4879%	0.7814%	1.2886%


6. Indicative Cross Rate of 1 USD with ACU mechanism countries:


Currency	PKR	INR	LKR	NPR	IRR	MMK	BTN	MVR
USD 1 =	176.0000	74.6250	201.0000	119.8000	42000.0000	1769.5000	74.7150	15.4200


7. Indicative Cross Rates in Tokyo/Hongkong/Singapore Market

	GBP/USD	EUR/USD	AUD/USD	USD/JPY	USD/SGD	USD/CAD	USD/MYR	USD/CHF	USD/CNY
Selling	1.3594	1.1328	0.7227	115.0300	1.3449	1.2749	4.1835	0.9206	6.3255
Buying	1.3592	1.1324	0.7225	115.0600	1.3454	1.2753	4.1870	0.9211	6.3285

All the quoted rates are indicative and subject to change without prior notice. Processed by Farah Diba Tania and Checked by Md. Abu Munayem.


EMAM HOSSAIN
PRINCIPAL OFFICER


MD. MANIRUZZAMAN
ASSISTANT GENERAL MANAGER


MD. MOKHESUR RAHMAN
DGM & HEAD OF TREASURY