



Exchange Rate Circular No. 55/22

Effective Date: Monday, March 21, 2022

Phone No. 02223384902, 02223383978  
E-mail : treasury@agranibank.org  
agranidealers@gmail.com

1. Dealing rates of Agrani Bank Limited for 1 Unit of Foreign Currency against BDT:

SPOT SELLING		Currency	SPOT BUYING			
T.T & O.D	B.C.		TT CLEAN	TT DOC	OD Sight Exp Bill	OD Transfer
86.0500	86.0500	USD	85.0500	85.0000	84.9500	84.7300
115.6976	115.7676	GBP	111.2673	110.7015	110.5857	109.9962
97.8439	97.9939	EUR	93.4047	93.1995	92.6443	92.5512
0.7520	0.7520	JPY	0.7053	0.7031	0.7027	0.7008
64.8942	65.2942	AUD	62.8370	62.8000	62.7630	62.6002
69.8166	70.0366	CAD	67.1818	67.1422	67.1025	66.9280
94.4294	94.5094	CHF	90.7887	90.7352	90.6816	90.4459
9.2291	9.3991	SEK	8.9490	8.9437	8.9384	8.9151
11.1271	11.2271	HKD	10.8387	10.8323	10.8260	10.7978
65.4868	65.6368	SGD	62.5759	62.5390	62.5021	62.3399
20.6003	20.7603	MYR	20.1780	20.1661	20.1542	20.1018
23.0375	23.1975	SAR	22.6097	22.5964	22.5831	22.5244
23.5503	23.6703	AED	23.1123	23.0987	23.0851	23.0252
285.3602	285.5602	KWD	279.5134	279.3490	279.1846	278.4613
23.7018	23.8218	QAR	23.2614	23.2477	23.2340	23.1737
13.6537	13.8237	CNY	13.3351	13.3272	13.3194	13.2848

2.(A) Usance Rate:

Currency	30 DAYS	60 DAYS	90 DAYS	120 DAYS	180 DAYS
USD	84.3058	83.6679	83.0301	82.3922	81.1164
GBP	110.6880	109.8486	109.0093	108.1699	106.4911
EUR	92.8326	92.1280	91.4233	90.7186	89.3093

2.(B) Forward Rates (Its an indicative rate, actual should be collected from the dealing room):

	Currency	30 DAYS	60 DAYS	90 DAYS	180 DAYS
Selling Rate	USD	86.5520	87.0539	87.5559	89.0618
Buying Rate	USD	85.3748	85.7995	86.2243	87.4985

**NOTE:** The above selling rates are applicable for import payment & outward remittance upto USD 25000.00 or equivalent other currencies. AD branches are requested to collect actual dealing rate for more than above amount from dealing room.

**Please note that Bank reserves the right to adjust the difference amount due to rate fluctuation.**

3. Selling and Buying Rates of Foreign Currency Notes (Cash) for 1 Unit of Foreign Currency against BDT:

SELLING	CURRENCY	BUYING	SELLING	CURRENCY	BUYING
90.9000	USD	88.8000	102.0000	EUR	97.0000
122.0000	GBP	114.5000	25.1000	AED	24.2000
23.8000	SAR	23.0000	66.0000	SGD	63.5000
67.5000	AUD	63.5000	21.5000	MYR	20.5000
74.5000	CAD	70.5000	0.9000	JPY	0.7500
24.0000	QAR	22.5000	1.2600	INR	1.1800
288.0000	KWD	272.0000	11.0000	HKD	8.5000
13.5000	CNY	11.0000	230.0000	BHD	222.0000
228.0000	OMR	220.0000	2.9000	THB	2.1000

**NOTE:** Cash selling and buying rates for all other currencies will be same as TT & OD and OD Transfer respectively mentioned under serial number 1.

4. Deposit Rates:

NFCD Interest Rate	1 Month	3 Months	6 Months	12 Months
USD	0.1500%	0.4300%	0.7100%	1.1900%
GBP	0.4900%	0.8100%	1.2500%	0.0000%
EUR	0.0000%	0.0000%	0.0000%	0.0000%

FCAD Interest Rate	USD	GBP	EUR
Interest Rate	0.1500%	0.4900%	0.0000%

**Note:** Interest on USD, EUR & GBP FCAD is applicable only for balance not less than USD 1000, GBP 500 or equivalent in other currencies lying in the accounts for one month or longer period as per GFET, Vol-1 of Bangladesh Bank.

5. LIBOR Rate:

Currency	1 Month	3 Months	6 Months	12 Months
USD	0.4466%	0.9340%	1.2876%	1.7864%


6. Indicative Cross Rate of 1 USD with ACU mechanism countries:


Currency	PKR	INR	LKR	NPR	IRR	MMK	BTN	MVR
USD 1 =	180.5000	76.0680	269.2400	121.2700	42000.0000	1769.5000	76.0500	15.4200


7. Indicative Cross Rates in Tokyo/Hongkong/Singapore Market

	GBP/USD	EUR/USD	AUD/USD	USD/JPY	USD/SGD	USD/CAD	USD/MYR	USD/CHF	USD/CNY
Selling	1.3163	1.1051	0.7402	119.1900	1.3554	1.2605	4.1975	0.9330	6.3629
Buying	1.3159	1.1047	0.7400	119.2000	1.3559	1.2609	4.2025	0.9335	6.3636

All the quoted rates are indicative and subject to change without prior notice. Processed by Farah Diba Tania and Checked by Md. Abu Munayem.

  
EMAM HOSSAIN  
PRINCIPAL OFFICER

  
MD. MANIRUZZAMAN  
ASSISTANT GENERAL MANAGER

  
MD. MOKHLESUR RAHMAN  
DGM & HEAD OF TREASURY