

Exchange Rate Circular No. 66/22

Effective Date: Tuesday, April 5, 2022

Phone No. 02223384902, 02223383978
E-mail : treasury@agranibank.org
agranidealers@gmail.com

1. Dealing rates of Agrani Bank Limited for 1 Unit of Foreign Currency against BDT:

SPOT SELLING		Currency	SPOT BUYING			
T.T & O.D	B.C.		TT CLEAN	TT DOC	OD Sight Exp Bill	OD Transfer
86.2500	86.2500	USD	85.2500	85.2000	85.1500	84.9300
115.5900	115.6600	GBP	111.1298	110.5642	110.4487	109.8602
97.3835	97.5335	EUR	92.9522	92.7474	92.1925	92.1012
0.7341	0.7341	JPY	0.6874	0.6852	0.6848	0.6830
66.2498	66.6498	AUD	64.1444	64.1067	64.0690	63.9032
70.6329	70.8529	CAD	67.9901	67.9500	67.9100	67.7338
95.3627	95.4427	CHF	91.7128	91.6588	91.6049	91.3674
9.2475	9.4175	SEK	8.9686	8.9633	8.9580	8.9346
11.1387	11.2387	HKD	10.8509	10.8446	10.8382	10.8101
65.5968	65.7468	SGD	62.6678	62.6309	62.5941	62.4320
20.5578	20.7178	MYR	20.1462	20.1344	20.1225	20.0704
23.0920	23.2520	SAR	22.6642	22.6509	22.6376	22.5789
23.6047	23.7247	AED	23.1668	23.1531	23.1395	23.0796
285.6544	285.8544	KWD	279.6467	279.4826	279.3185	278.5966
23.7689	23.8889	QAR	23.2155	23.2019	23.1882	23.1282
13.6860	13.8560	CNY	13.3663	13.3584	13.3506	13.3160

2.(A) Usance Rate:

Currency	30 DAYS	60 DAYS	90 DAYS	120 DAYS	180 DAYS
USD	84.5041	83.8647	83.2253	82.5859	81.3072
GBP	110.5517	109.7134	108.8750	108.0367	106.3600
EUR	92.3841	91.6828	90.9815	90.2803	88.8777

2.(B) Forward Rates (Its an indicative rate, actual should be collected from the dealing room):

	Currency	30 DAYS	60 DAYS	90 DAYS	180 DAYS
Selling Rate	USD	86.7531	87.2563	87.7594	89.2688
Buying Rate	USD	85.5758	86.0015	86.4273	87.7045

NOTE: The above selling rates are applicable for import payment & outward remittance upto USD 25000.00 or equivalent other currencies. AD branches are requested to collect actual dealing rate for more than above amount from dealing room.

Please note that Bank reserves the right to adjust the difference amount due to rate fluctuation.

3. Selling and Buying Rates of Foreign Currency Notes (Cash) for 1 Unit of Foreign Currency against BDT:

SELLING	CURRENCY	BUYING	SELLING	CURRENCY	BUYING
91.4000	USD	89.4000	102.0000	EUR	97.0000
122.0000	GBP	114.5000	25.1000	AED	24.2000
24.0000	SAR	23.1000	67.0000	SGD	63.5000
69.0000	AUD	65.0000	21.5000	MYR	20.5000
74.5000	CAD	70.5000	0.9000	JPY	0.7500
23.8000	QAR	22.5000	1.2700	INR	1.2100
288.0000	KWD	272.0000	11.0000	HKD	8.5000
13.5000	CNY	11.0000	232.0000	BHD	224.0000
230.0000	OMR	222.0000	2.9000	THB	2.1000

NOTE: Cash selling and buying rates for all other currencies will be same as TT & OD and OD Transfer respectively mentioned under serial number 1.

4. Deposit Rates:

NFCD Interest Rate	1 Month	3 Months	6 Months	12 Months
USD	0.3800%	0.8100%	1.1700%	1.6700%
GBP	0.7100%	0.9800%	1.4300%	0.0000%
EUR	0.0000%	0.0000%	0.0000%	0.0000%

FCAD Interest Rate	USD	GBP	EUR
Interest Rate	0.3800%	0.7100%	0.0000%

Note: Interest on USD, EUR & GBP FCAD is applicable only for balance not less than USD 1000, GBP 500 or equivalent in other currencies lying in the accounts for one month or longer period as per GFET, Vol-1 of Bangladesh Bank.

5. LIBOR Rate:

Currency	1 Month	3 Months	6 Months	12 Months
USD	0.4286%	0.9690%	1.4927%	2.2014%


6. Indicative Cross Rate of 1 USD with ACU mechanism countries:


Currency	PKR	INR	LKR	NPR	IRR	MMK	BTN	MVR
USD 1 =	183.2000	75.4480	288.8400	120.8700	42000.0000	1769.5000	75.4948	15.4200


7. Indicative Cross Rates in Tokyo/Hongkong/Singapore Market

	GBP/USD	EUR/USD	AUD/USD	USD/JPY	USD/SGD	USD/CAD	USD/MYR	USD/CHF	USD/CNY
Selling	1.3120	1.0972	0.7542	122.5000	1.3562	1.2485	4.2160	0.9258	6.3625
Buying	1.3112	1.0968	0.7536	122.5500	1.3571	1.2489	4.2190	0.9263	6.3637

All the quoted rates are indicative and subject to change without prior notice. Processed by Farah Diba Tania and Checked by Md. Abu Munayem.


EMAM HOSSAIN
PRINCIPAL OFFICER


MD. MANIRUZZAMAN
ASSISTANT GENERAL MANAGER


MD. MOKHLESUR RAHMAN
DGM & HEAD OF TREASURY