



Exchange Rate Circular No. 73/22

Effective Date: Sunday, April 17, 2022

Phone No. 02223384902, 02223383978
E-mail : treasury@agranibank.org
agranidealers@gmail.com

1. Dealing rates of Agrani Bank Limited for 1 Unit of Foreign Currency against BDT:

SPOT SELLING		Currency	SPOT BUYING			
T.T & O.D	B.C.		TT CLEAN	TT DOC	OD Sight Exp Bill	OD Transfer
86.2500	86.2500	USD	85.2500	85.2000	85.1500	84.9300
115.5898	115.7598	GBP	110.8695	110.1042	109.9889	109.4016
96.5363	96.6863	EUR	91.7712	91.3671	90.8131	90.7254
0.7126	0.7126	JPY	0.6684	0.6642	0.6638	0.6621
65.0164	65.4164	AUD	62.9594	62.9224	62.8855	62.7227
69.9427	70.1627	CAD	67.3083	67.2686	67.2290	67.0546
93.7119	93.7919	CHF	90.0926	90.0395	89.9865	89.7532
9.1334	9.3034	SEK	8.8117	8.8065	8.8013	8.7783
11.1258	11.2258	HKD	10.8378	10.8314	10.8250	10.7970
65.5968	65.7468	SGD	62.6863	62.6494	62.6126	62.4504
20.4756	20.6356	MYR	20.0556	20.0438	20.0320	19.9801
23.1000	23.2600	SAR	22.6721	22.6588	22.6455	22.5868
23.6047	23.7247	AED	23.1668	23.1531	23.1395	23.0796
284.6869	284.8869	KWD	278.9507	278.7871	278.6234	277.9033
23.8151	23.9351	QAR	23.2206	23.2069	23.1933	23.1333
13.6690	13.8390	CNY	13.3491	13.3412	13.3334	13.2988

2.(A) Usance Rate:

Currency	30 DAYS	60 DAYS	90 DAYS	120 DAYS	180 DAYS
USD	84.5041	83.8647	83.2253	82.5859	81.3072
GBP	110.0954	109.2605	108.4256	107.5907	105.9209
EUR	91.0151	90.3242	89.6333	88.9424	87.5605

2.(B) Forward Rates (Its an indicative rate, actual should be collected from the dealing room):

	Currency	30 DAYS	60 DAYS	90 DAYS	180 DAYS
Selling Rate	USD	86.7531	87.2563	87.7594	89.2688
Buying Rate	USD	85.5758	86.0015	86.4273	87.7045

NOTE: AD branches are requested to collect actual dealing rate for import payment & outward remittance from dealing room as per the latest circular. **Please note that Bank reserves the right to adjust the difference amount due to rate fluctuation.**

3. Selling and Buying Rates of Foreign Currency Notes (Cash) for 1 Unit of Foreign Currency against BDT:

SELLING	CURRENCY	BUYING	SELLING	CURRENCY	BUYING
92.0000	USD	90.0000	102.0000	EUR	97.5000
122.0000	GBP	115.0000	25.1000	AED	24.0000
24.2000	SAR	23.1000	67.0000	SGD	63.0000
69.0000	AUD	65.0000	21.5000	MYR	20.1000
74.5000	CAD	70.5000	0.8500	JPY	0.7000
23.8000	QAR	22.5000	1.2700	INR	1.2100
288.0000	KWD	272.0000	11.0000	HKD	8.5000
13.5000	CNY	11.0000	232.0000	BHD	224.0000
230.0000	OMR	222.0000	2.9000	THB	2.1000

NOTE: Cash selling and buying rates for all other currencies will be same as TT & OD and OD Transfer respectively mentioned under serial number 1.

4. Deposit Rates:

(A) NFCD/RFCD Interest Rate	1 Month	3 Months	6 Months	12 Months
USD	0.3800%	0.8100%	1.1700%	1.6700%
GBP	0.7100%	0.9800%	1.4300%	0.0000%
EUR	0.0000%	0.0000%	0.0000%	0.0000%

(B) FC Interest Rate	USD	GBP	EUR
Interest Rate	0.3800%	0.7100%	0.0000%

Note: Interest on USD, EUR & GBP FC account is applicable only for balance not less than USD 1000, GBP 500 or equivalent in other currencies lying in the accounts for one month or longer period as per GFET, Vol-1 of Bangladesh Bank.

5. LIBOR Rate:

Currency	1 Month	3 Months	6 Months	12 Months
USD	0.5944%	1.0627%	1.5567%	2.2216%


6. Indicative Cross Rate of 1 USD with ACU mechanism countries:


Currency	PKR	INR	LKR	NPR	IRR	MMK	BTN	MVR
USD 1 =	181.0000	76.3054	313.2800	121.8800	42000.0000	1850.0000	76.3054	15.4200


7. Indicative Cross Rates in Tokyo/Hongkong/Singapore Market

	GBP/USD	EUR/USD	AUD/USD	USD/JPY	USD/SGD	USD/CAD	USD/MYR	USD/CHF	USD/CNY
Selling	1.3062	1.0810	0.7399	126.3500	1.3562	1.2611	4.2330	0.9425	6.3705
Buying	1.3058	1.0806	0.7397	126.3700	1.3567	1.2615	4.2380	0.9429	6.3719

All the quoted rates are indicative and subject to change without prior notice. Processed by Farah Diba Tania and Checked by Emam Hossain.


EMAM HOSSAIN
PRINCIPAL OFFICER


MD. MANIRUZZAMAN
ASSISTANT GENERAL MANAGER


MD. MOKHLESUR RAHMAN
DGM & HEAD OF TREASURY