



Exchange Rate Circular No. 91/22

Effective Date: Wednesday, May 18, 2022

Phone No. 02223384902, 02223383978
E-mail : treasury@agranibank.org
agranidealers@gmail.com

1. Dealing rates of Agrani Bank Limited for 1 Unit of Foreign Currency against BDT:

SPOT SELLING		Currency	SPOT BUYING			
T.T & O.D	B.C.		TT CLEAN	TT DOC	OD Sight Exp Bill	OD Transfer
87.6000	87.6000	USD	86.6000	86.5500	86.5000	86.2800
114.9997	115.2197	GBP	109.0882	106.7259	106.6136	106.0394
97.7691	97.8691	EUR	92.0311	90.4285	89.8759	89.7942
0.7214	0.7107	JPY	0.6730	0.6603	0.6599	0.6582
62.5550	62.9550	AUD	60.5027	60.4677	60.4327	60.2787
69.7956	70.0156	CAD	67.1755	67.1365	67.0976	66.9263
90.3022	90.3822	CHF	86.7327	86.6824	86.6322	86.4110
8.8987	9.0687	SEK	8.6257	8.6206	8.6156	8.5935
11.2901	11.3901	HKD	11.0025	10.9962	10.9898	10.9618
65.1306	65.2806	SGD	62.2374	62.2014	62.1654	62.0069
20.0454	20.2054	MYR	19.6352	19.6239	19.6125	19.5625
23.4544	23.6144	SAR	23.0266	23.0132	22.9999	22.9413
23.9723	24.0923	AED	23.5342	23.5206	23.5070	23.4471
287.7915	287.9915	KWD	281.8102	281.6475	281.4847	280.7685
24.1859	24.3059	QAR	23.5973	23.5837	23.5700	23.5100
13.1084	13.2784	CNY	12.7983	12.7909	12.7835	12.7509

2.(A) Usance Rate:

Currency	30 DAYS	60 DAYS	90 DAYS	120 DAYS	180 DAYS
USD	85.8423	85.1928	84.5433	83.8938	82.5948
GBP	106.7438	105.9342	105.1247	104.3152	102.6961
EUR	90.0833	89.3994	88.7156	88.0317	86.6640

2.(B) Forward Rates (Its an indicative rate, actual should be collected from the dealing room):

	Currency	30 DAYS	60 DAYS	90 DAYS	180 DAYS
Selling Rate	USD	88.1110	88.6220	89.1330	90.6660
Buying Rate	USD	86.9325	87.3650	87.7975	89.0950

NOTE: AD branches are requested to collect actual dealing rate for import payment & outward remittance from dealing room as per the latest circular. **Please note that Bank reserves the right to adjust the difference amount due to rate fluctuation.**

3. Selling and Buying Rates of Foreign Currency Notes (Cash) for 1 Unit of Foreign Currency against BDT:

SELLING	CURRENCY	BUYING	SELLING	CURRENCY	BUYING
92.5000	USD	90.5000	102.0000	EUR	96.0000
122.0000	GBP	114.0000	25.5000	AED	24.3000
24.8000	SAR	23.5000	67.5000	SGD	64.5000
69.0000	AUD	65.0000	21.4000	MYR	20.0000
74.5000	CAD	70.5000	0.8500	JPY	0.7000
24.0000	QAR	23.0000	1.2600	INR	1.1700
288.0000	KWD	272.0000	11.0000	HKD	8.5000
13.5000	CNY	11.0000	232.0000	BHD	224.0000
230.0000	OMR	222.0000	2.9000	THB	2.1000

NOTE: Cash selling and buying rates for all other currencies will be same as TT & OD and OD Transfer respectively mentioned under serial number 1.

4. Deposit Rates:

(A) NFCD/RFC Interest Rate	1 Month	3 Months	6 Months	12 Months
USD	0.5700%	1.0800%	1.6100%	2.3300%
GBP	0.8200%	1.1200%	1.5500%	0.0000%
EUR	0.0000%	0.0000%	0.0000%	0.0000%

(B) FC Interest Rate	USD	GBP	EUR
Interest Rate	0.5700%	0.8200%	0.0000%

Note: Interest on USD, EUR & GBP FC account is applicable only for balance not less than USD 1000, GBP 500 or equivalent in other currencies lying in the accounts for one month or longer period as per GFET, Vol-1 of Bangladesh Bank.

5. LIBOR Rate:

Currency	1 Month	3 Months	6 Months	12 Months
USD	0.9284%	1.4476%	2.0051%	2.6777%


6. Indicative Cross Rate of 1 USD with ACU mechanism countries:


Currency	PKR	INR	LKR	NPR	IRR	MMK	BTN	MVR
USD 1 =	196.5000	77.5100	349.2400	124.0200	42000.0000	1850.0000	77.4170	15.4200


7. Indicative Cross Rates in Tokyo/Hongkong/Singapore Market

	GBP/USD	EUR/USD	AUD/USD	USD/JPY	USD/SGD	USD/CAD	USD/MYR	USD/CHF	USD/CNY
Selling	1.2468	1.0533	0.7004	129.0800	1.3876	1.2836	4.3920	0.9943	6.7497
Buying	1.2464	1.0529	0.6998	129.1300	1.3881	1.2840	4.3970	0.9948	6.7507

N.B: All the quoted rates are indicative and subject to change without prior notice. Processed by Farah Diba Tania and Checked by Emam Hossain.


EMAM HOSSAIN
PRINCIPAL OFFICER


MD. MANIRUZZAMAN
ASSISTANT GENERAL MANAGER


MD. MOKHLESUR RAHMAN
DGM & HEAD OF TREASURY