



Exchange Rate Circular No. 92/22

THURSDAY

Effective Date: 19-May-2022 To 21-May-2022

Phone No. 02223384902, 02223383978

E-mail : treasury@agranibank.org

agranidealers@gmail.com

1. Dealing rates of Agrani Bank Limited for 1 Unit of Foreign Currency against BDT:

SPOT SELLING		Currency	SPOT BUYING			
T.T & O.D	B.C.		TT CLEAN	TT DOC	OD Sight Exp Bill	OD Transfer
87.6000	87.6000	USD	86.6000	86.5500	86.5000	86.2800
114.7288	114.9488	GBP	108.8348	105.9729	105.8611	105.2888
98.3063	98.5063	EUR	92.2713	90.1688	89.6164	89.5354
0.7285	0.7300	JPY	0.6770	0.6622	0.6618	0.6601
62.5813	62.9813	AUD	60.5287	60.4937	60.4587	60.3046
69.8328	70.0528	CAD	67.2070	67.1681	67.1291	66.9577
91.0709	91.1509	CHF	87.4918	87.4411	87.3904	87.1673
8.8668	9.0368	SEK	8.5941	8.5891	8.5841	8.5621
11.2925	11.3925	HKD	11.0048	10.9984	10.9921	10.9640
65.1898	65.3398	SGD	62.2959	62.2599	62.2238	62.0652
19.9955	20.1555	MYR	19.5906	19.5792	19.5679	19.5179
23.4538	23.6138	SAR	23.0259	23.0126	22.9993	22.9406
23.9723	24.0923	AED	23.5342	23.5206	23.5070	23.4471
287.8848	288.0848	KWD	281.9020	281.7392	281.5764	280.8600
24.1859	24.3059	QAR	23.6419	23.6282	23.6146	23.5544
13.0915	13.2615	CNY	12.7778	12.7704	12.7630	12.7305

2.(A) Usance Rate:

Currency	30 DAYS	60 DAYS	90 DAYS	120 DAYS	180 DAYS
USD	85.8423	85.1928	84.5433	83.8938	82.5948
GBP	105.9970	105.1931	104.3892	103.5853	101.9775
EUR	89.8258	89.1439	88.4620	87.7800	86.4162

2.(B) Forward Rates (Its an indicative rate, actual should be collected from the dealing room):

	Currency	30 DAYS	60 DAYS	90 DAYS	180 DAYS
Selling Rate	USD	88.1110	88.6220	89.1330	90.6660
Buying Rate	USD	86.9325	87.3650	87.7975	89.0950

NOTE: AD branches are requested to collect actual dealing rate for import payment & outward remittance from dealing room as per the latest circular. **Please note that Bank reserves the right to adjust the difference amount due to rate fluctuation.**

3. Selling and Buying Rates of Foreign Currency Notes (Cash) for 1 Unit of Foreign Currency against BDT:

SELLING	CURRENCY	BUYING	SELLING	CURRENCY	BUYING
92.5000	USD	90.5000	103.0000	EUR	97.0000
123.0000	GBP	115.0000	25.7000	AED	24.5000
25.2000	SAR	24.0000	67.5000	SGD	64.5000
69.0000	AUD	65.0000	21.4000	MYR	20.0000
74.5000	CAD	70.5000	0.8500	JPY	0.7000
24.2000	QAR	23.2000	1.2600	INR	1.1700
293.0000	KWD	277.0000	11.0000	HKD	8.5000
13.5000	CNY	11.0000	236.0000	BHD	228.0000
233.0000	OMR	225.0000	2.9000	THB	2.1000

NOTE: Cash selling and buying rates for all other currencies will be same as TT & OD and OD Transfer respectively mentioned under serial number 1.

4. Deposit Rates:

(A) NFCD/RFCD Interest Rate	1 Month	3 Months	6 Months	12 Months
USD	0.5700%	1.0800%	1.6100%	2.3300%
GBP	0.8200%	1.1200%	1.5500%	0.0000%
EUR	0.0000%	0.0000%	0.0000%	0.0000%

(B) FC Interest Rate	USD	GBP	EUR
Interest Rate	0.5700%	0.8200%	0.0000%

Note: Interest on USD, EUR & GBP FC account is applicable only for balance not less than USD 1000, GBP 500 or equivalent in other currencies lying in the accounts for one month or longer period as per GFET, Vol-1 of Bangladesh Bank.

5. LIBOR Rate:

Currency	1 Month	3 Months	6 Months	12 Months
USD	0.9273%	1.4780%	2.0331%	2.7410%


6. Indicative Cross Rate of 1 USD with ACU mechanism countries:


Currency	PKR	INR	LKR	NPR	IRR	MMK	BTN	MVR
USD 1 =	197.5000	77.6650	349.2400	124.2600	42000.0000	1850.0000	77.5680	15.4200


7. Indicative Cross Rates in Tokyo/Hongkong/Singapore Market

	GBP/USD	EUR/USD	AUD/USD	USD/JPY	USD/SGD	USD/CAD	USD/MYR	USD/CHF	USD/CNY
Selling	1.2380	1.0503	0.7007	128.7000	1.3863	1.2829	4.4030	0.9857	6.7585
Buying	1.2377	1.0499	0.7001	128.7500	1.3868	1.2834	4.4070	0.9862	6.7615

N.B: All the quoted rates are indicative and subject to change without prior notice. Processed by Farah Diba Tania and Checked by Emam Hossain.


EMAM HOSSAIN
PRINCIPAL OFFICER


MD. MANIRUZZAMAN
ASSISTANT GENERAL MANAGER


MD. MOKHLESUR RAHMAN
DGM & HEAD OF TREASURY