



Exchange Rate Circular No. 93/22

Effective Date: Sunday, May 22, 2022

Phone No. 02223384902, 02223383978
E-mail : treasury@agranibank.org
agranidealers@gmail.com

1. Dealing rates of Agrani Bank Limited for 1 Unit of Foreign Currency against BDT:

SPOT SELLING		Currency	SPOT BUYING			
T.T & O.D	B.C.		TT CLEAN	TT DOC	OD Sight Exp Bill	OD Transfer
87.6000	87.6000	USD	86.6000	86.5500	86.5000	86.2800
115.6924	115.9124	GBP	109.7874	106.9250	106.8126	106.2378
98.8406	99.0406	EUR	92.7996	90.6968	90.1440	90.0617
0.7330	0.7345	JPY	0.6816	0.6668	0.6664	0.6647
62.8266	63.2266	AUD	60.8058	60.7706	60.7355	60.5807
69.7956	70.0156	CAD	67.1650	67.1260	67.0871	66.9158
92.0462	92.1262	CHF	88.4641	88.4128	88.3616	88.1360
8.9231	9.0931	SEK	8.6255	8.6205	8.6154	8.5933
11.2929	11.3929	HKD	11.0052	10.9988	10.9925	10.9644
65.4783	65.6283	SGD	62.5582	62.5220	62.4858	62.3265
20.0681	20.2281	MYR	19.6622	19.6508	19.6394	19.5893
23.4538	23.6138	SAR	23.0259	23.0126	22.9993	22.9406
23.9723	24.0923	AED	23.5342	23.5206	23.5070	23.4471
288.1932	288.3932	KWD	282.3711	282.2080	282.0450	281.3274
24.1859	24.3059	QAR	23.5799	23.5663	23.5526	23.4926
13.2201	13.3901	CNY	12.9073	12.8999	12.8924	12.8595

2.(A) Usance Rate:

Currency	30 DAYS	60 DAYS	90 DAYS	120 DAYS	180 DAYS
USD	85.8423	85.1928	84.5433	83.8938	82.5948
GBP	106.9412	106.1302	105.3192	104.5081	102.8861
EUR	90.3494	89.6635	88.9777	88.2918	86.9201

2.(B) Forward Rates (Its an indicative rate, actual should be collected from the dealing room):

	Currency	30 DAYS	60 DAYS	90 DAYS	180 DAYS
Selling Rate	USD	88.1110	88.6220	89.1330	90.6660
Buying Rate	USD	86.9325	87.3650	87.7975	89.0950

NOTE: AD branches are requested to collect actual dealing rate for import payment & outward remittance from dealing room as per the latest circular. **Please note that Bank reserves the right to adjust the difference amount due to rate fluctuation.**

3. Selling and Buying Rates of Foreign Currency Notes (Cash) for 1 Unit of Foreign Currency against BDT:

SELLING	CURRENCY	BUYING	SELLING	CURRENCY	BUYING
93.5000	USD	92.2000	103.5000	EUR	97.5000
123.5000	GBP	115.5000	25.7000	AED	24.5000
25.2000	SAR	24.0000	67.5000	SGD	64.5000
69.0000	AUD	65.0000	21.4000	MYR	20.0000
74.5000	CAD	70.5000	0.8500	JPY	0.7000
24.2000	QAR	23.2000	1.2600	INR	1.1700
293.0000	KWD	277.0000	11.0000	HKD	8.5000
13.5000	CNY	11.0000	236.0000	BHD	228.0000
233.0000	OMR	225.0000	2.9000	THB	2.1000

NOTE: Cash selling and buying rates for all other currencies will be same as TT & OD and OD Transfer respectively mentioned under serial number 1.

4. Deposit Rates:

(A) NFCD/RFCN Interest Rate	1 Month	3 Months	6 Months	12 Months
USD	0.5700%	1.0800%	1.6100%	2.3300%
GBP	0.8200%	1.1200%	1.5500%	0.0000%
EUR	0.0000%	0.0000%	0.0000%	0.0000%

(B) FC Interest Rate	USD	GBP	EUR
Interest Rate	0.5700%	0.8200%	0.0000%

Note: Interest on USD, EUR & GBP FC account is applicable only for balance not less than USD 1000, GBP 500 or equivalent in other currencies lying in the accounts for one month or longer period as per GFET, Vol-1 of Bangladesh Bank.

5. LIBOR Rate:

Currency	1 Month	3 Months	6 Months	12 Months
USD	0.9736%	1.5064%	2.0656%	2.7300%


6. Indicative Cross Rate of 1 USD with ACU mechanism countries:


Currency	PKR	INR	LKR	NPR	IRR	MMK	BTN	MVR
USD 1 =	200.1000	77.8500	355.0000	124.0800	42000.0000	1850.0000	77.8500	15.4200


7. Indicative Cross Rates in Tokyo/Hongkong/Singapore Market

	GBP/USD	EUR/USD	AUD/USD	USD/JPY	USD/SGD	USD/CAD	USD/MYR	USD/CHF	USD/CNY
Selling	1.2490	1.0564	0.7035	127.8500	1.3800	1.2836	4.3870	0.9750	6.6921
Buying	1.2487	1.0560	0.7033	127.8800	1.3810	1.2842	4.3910	0.9754	6.6938

N.B: All the quoted rates are indicative and subject to change without prior notice. Processed by Farah Diba Tania and Checked by Emam Hossain.


FARAH DIBA TANIA
SENIOR OFFICER


EMAM HOSSAIN
PRINCIPAL OFFICER


MD. MOKHLESUR RAHMAN
DGM & HEAD OF TREASURY