

Exchange Rate Circular No. 96/22

Effective Date: Wednesday, May 25, 2022

Phone No. 02223384902, 02223383978
E-mail : treasury@agranibank.org
agranidealers@gmail.com

1. Dealing rates of Agrani Bank Limited for 1 Unit of Foreign Currency against BDT:

SPOT SELLING		Currency	SPOT BUYING			
T.T & O.D	B.C.		TT CLEAN	TT DOC	OD Sight Exp Bill	OD Transfer
88.0000	88.0000	USD	87.0000	86.9500	86.9000	86.6800
117.0088	117.2288	GBP	111.1175	107.7549	107.6423	107.0667
100.6568	100.8568	EUR	94.9009	92.3974	91.8438	91.7583
0.7425	0.7440	JPY	0.6890	0.6742	0.6738	0.6721
63.7240	64.1240	AUD	61.6613	61.6258	61.5903	61.4341
70.2035	70.4235	CAD	67.5663	67.5273	67.4883	67.3167
93.6571	93.7371	CHF	90.0414	89.9895	89.9376	89.7091
9.0920	9.2620	SEK	8.8171	8.8120	8.8069	8.7844
11.3416	11.4416	HKD	11.0541	11.0477	11.0413	11.0133
66.0932	66.2432	SGD	63.1918	63.1554	63.1190	62.9588
20.1456	20.3056	MYR	19.7352	19.7238	19.7125	19.6624
23.5617	23.7217	SAR	23.1338	23.1205	23.1072	23.0485
24.0812	24.2012	AED	23.6431	23.6295	23.6159	23.5560
290.0373	290.2373	KWD	284.0373	283.8740	283.7107	282.9922
24.1959	24.3159	QAR	23.7292	23.7155	23.7019	23.6418
13.3256	13.4956	CNY	13.0141	13.0066	12.9991	12.9661

2.(A) Usance Rate:

Currency	30 DAYS	60 DAYS	90 DAYS	120 DAYS	180 DAYS
USD	86.2388	85.5863	84.9338	84.2813	82.9763
GBP	107.7640	106.9468	106.1295	105.3123	103.6778
EUR	92.0358	91.3372	90.6386	89.9399	88.5427

2.(B) Forward Rates (Its an indicative rate, actual should be collected from the dealing room):

	Currency	30 DAYS	60 DAYS	90 DAYS	180 DAYS
Selling Rate	USD	88.5133	89.0267	89.5400	91.0800
Buying Rate	USD	87.3345	87.7690	88.2035	89.5070

NOTE: AD branches are requested to collect actual dealing rate for import payment & outward remittance from dealing room as per the latest circular. **Please note that Bank reserves the right to adjust the difference amount due to rate fluctuation.**

3. Selling and Buying Rates of Foreign Currency Notes (Cash) for 1 Unit of Foreign Currency against BDT:

SELLING	CURRENCY	BUYING	SELLING	CURRENCY	BUYING
93.5000	USD	92.2000	103.5000	EUR	97.5000
123.5000	GBP	115.5000	26.2000	AED	25.0000
25.2000	SAR	24.0000	69.0000	SGD	66.0000
69.0000	AUD	65.0000	21.4000	MYR	20.0000
74.5000	CAD	70.5000	0.8500	JPY	0.7000
25.0000	QAR	24.0000	1.2600	INR	1.1700
295.0000	KWD	280.0000	11.0000	HKD	8.5000
13.5000	CNY	11.0000	236.0000	BHD	228.0000
235.0000	OMR	230.0000	2.9000	THB	2.1000

NOTE: Cash selling and buying rates for all other currencies will be same as TT & OD and OD Transfer respectively mentioned under serial number 1.

4. Deposit Rates:

(A) NFCD/RFCN Interest Rate	1 Month	3 Months	6 Months	12 Months
USD	0.5700%	1.0800%	1.6100%	2.3300%
GBP	0.8200%	1.1200%	1.5500%	0.0000%
EUR	0.0000%	0.0000%	0.0000%	0.0000%

(B) FC Interest Rate	USD	GBP	EUR
Interest Rate	0.5700%	0.8200%	0.0000%

Note: Interest on USD, EUR & GBP FC account is applicable only for balance not less than USD 1000, GBP 500 or equivalent in other currencies lying in the accounts for one month or longer period as per GFET, Vol-1 of Bangladesh Bank.

5. LIBOR Rate:

Currency	1 Month	3 Months	6 Months	12 Months
USD	1.0166%	1.5310%	2.0711%	2.6889%


6. Indicative Cross Rate of 1 USD with ACU mechanism countries:


Currency	PKR	INR	LKR	NPR	IRR	MMK	BTN	MVR
USD 1 =	200.1000	77.5220	348.7400	124.1300	42000.0000	1850.0000	77.5283	15.4200


7. Indicative Cross Rates in Tokyo/Hongkong/Singapore Market

	GBP/USD	EUR/USD	AUD/USD	USD/JPY	USD/SGD	USD/CAD	USD/MYR	USD/CHF	USD/CNY
Selling	1.2526	1.0711	0.7105	127.0300	1.3730	1.2818	4.3900	0.9622	6.6689
Buying	1.2525	1.0707	0.7099	127.0800	1.3735	1.2825	4.3950	0.9628	6.6697

N.B: All the quoted rates are indicative and subject to change without prior notice. Processed by Farah Diba Tania and Checked by Md. Abu Munayem.


EMAM HOSSAIN
PRINCIPAL OFFICER


MD. MANIRUZZAMAN
ASSISTANT GENERAL MANAGER


MD. MOKHLESUR RAHMAN
DGM & HEAD OF TREASURY