



Exchange Rate Circular No. 98/22

Effective Date: Sunday, May 29, 2022

Phone No. 02223384902, 02223383978  
E-mail : treasury@agranibank.org  
agranidealers@gmail.com

1. Dealing rates of Agrani Bank Limited for 1 Unit of Foreign Currency against BDT:

SPOT SELLING		Currency	SPOT BUYING			
T.T & O.D	B.C.		TT CLEAN	TT DOC	OD Sight Exp Bill	OD Transfer
88.0000	88.0000	USD	87.0000	86.9500	86.9000	86.6800
117.8360	118.0560	GBP	111.9092	108.5461	108.4330	107.8555
100.8328	101.0328	EUR	95.0749	92.5713	92.0176	91.9316
0.7421	0.7436	JPY	0.6886	0.6738	0.6734	0.6717
64.2256	64.6256	AUD	62.1920	62.1562	62.1204	61.9629
70.7161	70.9361	CAD	68.0886	68.0493	68.0100	67.8372
94.1540	94.2340	CHF	90.5606	90.5084	90.4561	90.2263
9.0770	9.2470	SEK	8.7892	8.7841	8.7790	8.7566
11.3418	11.4418	HKD	11.0531	11.0467	11.0403	11.0123
66.2946	66.4446	SGD	63.3908	63.3542	63.3177	63.1570
20.2051	20.3651	MYR	19.7985	19.7871	19.7757	19.7254
23.5610	23.7210	SAR	23.1332	23.1199	23.1065	23.0479
24.0812	24.2012	AED	23.6431	23.6295	23.6159	23.5560
290.1316	290.3316	KWD	284.1301	283.9668	283.8034	283.0847
24.2958	24.4158	QAR	23.6618	23.6482	23.6346	23.5747
13.2683	13.4383	CNY	12.9568	12.9494	12.9419	12.9091

2.(A) Usance Rate:

Currency	30 DAYS	60 DAYS	90 DAYS	120 DAYS	180 DAYS
USD	86.2388	85.5863	84.9338	84.2813	82.9763
GBP	108.5488	107.7256	106.9024	106.0792	104.4328
EUR	92.2083	91.5084	90.8084	90.1085	88.7086

2.(B) Forward Rates (Its an indicative rate, actual should be collected from the dealing room):

	Currency	30 DAYS	60 DAYS	90 DAYS	180 DAYS
Selling Rate	USD	88.5133	89.0267	89.5400	91.0800
Buying Rate	USD	87.3345	87.7690	88.2035	89.5070

**NOTE:** AD branches are requested to collect actual dealing rate for import payment & outward remittance from dealing room as per the latest circular. **Please note that Bank reserves the right to adjust the difference amount due to rate fluctuation.**

3. Selling and Buying Rates of Foreign Currency Notes (Cash) for 1 Unit of Foreign Currency against BDT:

SELLING	CURRENCY	BUYING	SELLING	CURRENCY	BUYING
93.5000	USD	92.2000	103.5000	EUR	97.5000
123.5000	GBP	115.5000	26.2000	AED	25.0000
25.2000	SAR	24.0000	69.0000	SGD	66.0000
69.0000	AUD	65.0000	21.4000	MYR	20.0000
74.5000	CAD	70.5000	0.8500	JPY	0.7000
25.0000	QAR	24.0000	1.2600	INR	1.1700
295.0000	KWD	280.0000	11.0000	HKD	8.5000
13.5000	CNY	11.0000	236.0000	BHD	228.0000
235.0000	OMR	230.0000	2.9000	THB	2.1000

**NOTE:** Cash selling and buying rates for all other currencies will be same as TT & OD and OD Transfer respectively mentioned under serial number 1.

4. Deposit Rates:

(A) NFCD/RFCN Interest Rate	1 Month	3 Months	6 Months	12 Months
USD	0.5700%	1.0800%	1.6100%	2.3300%
GBP	0.8200%	1.1200%	1.5500%	0.0000%
EUR	0.0000%	0.0000%	0.0000%	0.0000%

(B) FC Interest Rate	USD	GBP	EUR
Interest Rate	0.5700%	0.8200%	0.0000%

**Note:** Interest on USD, EUR & GBP FC account is applicable only for balance not less than USD 1000, GBP 500 or equivalent in other currencies lying in the accounts for one month or longer period as per GFET, Vol-1 of Bangladesh Bank.

5. LIBOR Rate:

Currency	1 Month	3 Months	6 Months	12 Months
USD	1.0617%	1.5979%	2.0861%	2.6957%


6. Indicative Cross Rate of 1 USD with ACU mechanism countries:


Currency	PKR	INR	LKR	NPR	IRR	MMK	BTN	MVR
USD 1 =	199.7500	77.5956	359.0000	124.1000	42000.0000	1850.0000	77.5956	15.4200


7. Indicative Cross Rates in Tokyo/Hongkong/Singapore Market

	GBP/USD	EUR/USD	AUD/USD	USD/JPY	USD/SGD	USD/CAD	USD/MYR	USD/CHF	USD/CNY
Selling	1.2620	1.0731	0.7162	127.1100	1.3687	1.2723	4.3770	0.9570	6.6980
Buying	1.2616	1.0727	0.7160	127.1500	1.3692	1.2727	4.3810	0.9573	6.6991

**N.B:** All the quoted rates are indicative and subject to change without prior notice. Processed by Farah Diba Tania and Checked by Md. Abu Munayem.

  
EMAM HOSSAIN  
PRINCIPAL OFFICER

  
MD. MANIRUZZAMAN  
ASSISTANT GENERAL MANAGER

  
MD. MOKHLESUR RAHMAN  
DGM & HEAD OF TREASURY