



Exchange Rate Circular No. 99/22

Effective Date: Monday, May 30, 2022

Phone No. 02223384902, 02223383978
E-mail : treasury@agranibank.org
agranidealers@gmail.com

1. Dealing rates of Agrani Bank Limited for 1 Unit of Foreign Currency against BDT:

SPOT SELLING		Currency	SPOT BUYING			
T.T & O.D	B.C.		TT CLEAN	TT DOC	OD Sight Exp Bill	OD Transfer
89.1500	89.1500	USD	88.1500	88.1000	88.0500	87.8300
119.5280	119.7480	GBP	113.5980	113.3848	113.0716	112.5435
102.1917	102.3917	EUR	96.4319	96.3282	95.9245	95.3382
0.7520	0.7535	JPY	0.6984	0.6966	0.6953	0.6925
65.2008	65.6008	AUD	63.1300	63.0941	63.0583	62.9005
71.7358	71.9558	CAD	69.0903	69.0510	69.0116	68.8385
95.3849	95.4649	CHF	91.7811	91.7289	91.6767	91.4468
9.1941	9.3641	SEK	8.9121	8.9070	8.9019	8.8795
11.4881	11.5881	HKD	11.2000	11.1936	11.1873	11.1592
67.1872	67.3372	SGD	64.2824	64.2459	64.2093	64.0485
20.5098	20.6698	MYR	20.0978	20.0864	20.0749	20.0246
23.8676	24.0276	SAR	23.4398	23.4264	23.4131	23.3545
24.3944	24.5144	AED	23.9562	23.9426	23.9290	23.8691
293.8122	294.0122	KWD	287.9719	287.8085	287.6451	286.9261
24.4773	24.5973	QAR	24.0375	24.0238	24.0101	23.9501
13.5020	13.6720	CNY	13.1887	13.1812	13.1737	13.1407

2.(A) Usance Rate:

Currency	30 DAYS	60 DAYS	90 DAYS	120 DAYS	180 DAYS
USD	87.3787	86.7176	86.0564	85.3953	84.0731
GBP	110.2229	109.3870	108.5512	107.7153	106.0436
EUR	93.5534	92.8433	92.1332	91.4231	90.0029

2.(B) Forward Rates (Its an indicative rate, actual should be collected from the dealing room):

	Currency	30 DAYS	60 DAYS	90 DAYS	180 DAYS
Selling Rate	USD	89.6700	90.1901	90.7101	92.2703
Buying Rate	USD	88.4903	88.9305	89.3708	90.6915

NOTE: AD branches are requested to collect actual dealing rate for import payment & outward remittance from dealing room as per the latest circular. **Please note that Bank reserves the right to adjust the difference amount due to rate fluctuation.**

3. Selling and Buying Rates of Foreign Currency Notes (Cash) for 1 Unit of Foreign Currency against BDT:

SELLING	CURRENCY	BUYING	SELLING	CURRENCY	BUYING
93.5000	USD	92.2000	104.0000	EUR	98.0000
123.0000	GBP	116.0000	26.2000	AED	25.0000
25.2000	SAR	24.0000	69.0000	SGD	66.0000
69.0000	AUD	65.0000	21.4000	MYR	20.0000
74.5000	CAD	70.5000	0.8500	JPY	0.7000
25.0000	QAR	24.0000	1.2600	INR	1.1700
295.0000	KWD	280.0000	11.0000	HKD	8.5000
13.5000	CNY	11.0000	236.0000	BHD	228.0000
235.0000	OMR	230.0000	2.9000	THB	2.1000

NOTE: Cash selling and buying rates for all other currencies will be same as TT & OD and OD Transfer respectively mentioned under serial number 1.

4. Deposit Rates:

(A) NFCD/RFCD Interest Rate	1 Month	3 Months	6 Months	12 Months
USD	0.5700%	1.0800%	1.6100%	2.3300%
GBP	0.8200%	1.1200%	1.5500%	0.0000%
EUR	0.0000%	0.0000%	0.0000%	0.0000%

(B) FC Interest Rate	USD	GBP	EUR
Interest Rate	0.5700%	0.8200%	0.0000%

Note: Interest on USD, EUR & GBP FC account is applicable only for balance not less than USD 1000, GBP 500 or equivalent in other currencies lying in the accounts for one month or longer period as per GFET, Vol-1 of Bangladesh Bank.

5. LIBOR Rate:

Currency	1 Month	3 Months	6 Months	12 Months
USD	1.0617%	1.5979%	2.0861%	2.6957%


6. Indicative Cross Rate of 1 USD with ACU mechanism countries:


Currency	PKR	INR	LKR	NPR	IRR	MMK	BTN	MVR
USD 1 =	199.7500	77.4800	350.9200	123.9700	42000.0000	1850.0000	77.5956	15.4200


7. Indicative Cross Rates in Tokyo/Hongkong/Singapore Market

	GBP/USD	EUR/USD	AUD/USD	USD/JPY	USD/SGD	USD/CAD	USD/MYR	USD/CHF	USD/CNY
Selling	1.2647	1.0745	0.7179	126.9600	1.3676	1.2702	4.3680	0.9567	6.6669
Buying	1.2643	1.0741	0.7173	127.0100	1.3681	1.2709	4.3730	0.9571	6.6686

N.B: All the quoted rates are indicative and subject to change without prior notice. Processed by Farah Diba Tania and Checked by Md. Abu Munayem.


EMAM HOSSAIN
PRINCIPAL OFFICER


MD. MANIRUZZAMAN
ASSISTANT GENERAL MANAGER


MD. MOKHLESUR RAHMAN
DGM & HEAD OF TREASURY