



Exchange Rate Circular No. 104/22

Effective Date: Monday, June 6, 2022

Phone No. 02223384902, 02223383978
E-mail : treasury@agranibank.org
agranidealers@gmail.com

1. Dealing rates of Agrani Bank Limited for 1 Unit of Foreign Currency against BDT:

SPOT SELLING		Currency	SPOT BUYING			
T.T & O.D	B.C.		TT CLEAN	TT DOC	OD Sight Exp Bill	OD Transfer
92.0000	92.0000	USD	91.0000	90.9500	90.9000	90.6800
119.1448	119.1948	GBP	113.9363	113.8738	113.7614	113.4365
102.6700	102.7200	EUR	97.5611	97.5075	97.4539	97.2180
0.7546	0.7561	JPY	0.7012	0.6995	0.6981	0.6954
67.4216	67.8216	AUD	65.3472	65.3112	65.2753	65.1171
74.6587	74.8787	CAD	72.0383	71.9986	71.9588	71.7840
97.8838	97.9638	CHF	94.2746	94.2226	94.1706	93.9420
9.5245	9.6945	SEK	9.2459	9.2408	9.2357	9.2132
11.8560	11.9560	HKD	11.5683	11.5619	11.5555	11.5275
68.8945	69.0445	SGD	65.9789	65.9426	65.9062	65.7464
21.0711	21.2311	MYR	20.6642	20.6528	20.6414	20.5913
24.6288	24.7888	SAR	24.2008	24.1875	24.1742	24.1155
25.1704	25.2904	AED	24.7320	24.7184	24.7048	24.6449
302.6126	302.8126	KWD	297.1496	296.9863	296.8230	296.1044
25.2449	25.3649	QAR	24.8051	24.7914	24.7778	24.7177
13.9571	14.1271	CNY	13.6439	13.6364	13.6289	13.5958

2.(A) Usance Rate:

Currency	30 DAYS	60 DAYS	90 DAYS	120 DAYS	180 DAYS
USD	90.2038	89.5213	88.8388	88.1563	86.7913
GBP	112.4415	111.5889	110.7363	109.8836	108.1783
EUR	96.4074	95.6757	94.9440	94.2123	92.7489

2.(B) Forward Rates (Its an indicative rate, actual should be collected from the dealing room):

	Currency	30 DAYS	60 DAYS	90 DAYS	180 DAYS
Selling Rate	USD	92.5367	93.0733	93.6100	95.2200
Buying Rate	USD	91.3545	91.8090	92.2635	93.6270

NOTE: AD branches are requested to collect actual dealing rate for import payment & outward remittance from dealing room as per the latest circular. **Please note that Bank reserves the right to adjust the difference amount due to rate fluctuation.**

3. Selling and Buying Rates of Foreign Currency Notes (Cash) for 1 Unit of Foreign Currency against BDT:

SELLING	CURRENCY	BUYING	SELLING	CURRENCY	BUYING
94.5000	USD	93.1000	104.5000	EUR	98.5000
123.0000	GBP	116.0000	26.5000	AED	25.2000
25.5000	SAR	24.2000	69.2000	SGD	66.3000
70.0000	AUD	65.5000	21.7000	MYR	20.3000
77.0000	CAD	72.2500	0.8500	JPY	0.7000
25.5000	QAR	24.5000	1.2600	INR	1.1700
295.0000	KWD	280.0000	11.0000	HKD	8.5000
13.5000	CNY	11.0000	236.0000	BHD	228.0000
235.0000	OMR	230.0000	3.1200	THB	3.0000

NOTE: Cash selling and buying rates for all other currencies will be same as TT & OD and OD Transfer respectively mentioned under serial number 1.

4. Deposit Rates:

(A) NFCD/RFCD Interest Rate	1 Month	3 Months	6 Months	12 Months
USD	0.8800%	1.4400%	1.9900%	2.6700%
GBP	1.0000%	1.3000%	1.7400%	1.7400%
EUR	0.0000%	0.0000%	0.0000%	0.0000%

(B) FC Interest Rate	USD	GBP	EUR
Interest Rate	0.8800%	1.0000%	0.0000%

Note: Interest on USD, EUR & GBP FC account is applicable only for balance not less than USD 1000, GBP 500 or equivalent in other currencies lying in the accounts for one month or longer period as per GFET, Vol-1 of Bangladesh Bank.

5. LIBOR Rate:

Currency	1 Month	3 Months	6 Months	12 Months
USD	1.1197%	1.6260%	2.1093%	2.7754%


6. Indicative Cross Rate of 1 USD with ACU mechanism countries:


Currency	PKR	INR	LKR	NPR	IRR	MMK	BTN	MVR
USD 1 =	197.4000	77.6200	354.9200	124.1900	42000.0000	1850.0000	77.5923	15.4200


7. Indicative Cross Rates in Tokyo/Hongkong/Singapore Market

	GBP/USD	EUR/USD	AUD/USD	USD/JPY	USD/SGD	USD/CAD	USD/MYR	USD/CHF	USD/CNY
Selling	1.2494	1.0725	0.7198	130.5400	1.3753	1.2584	4.3870	0.9615	6.6536
Buying	1.2493	1.0721	0.7192	130.5900	1.3761	1.2585	4.3910	0.9620	6.6550

N.B: All the quoted rates are indicative and subject to change without prior notice. Processed by Md. Abu Munayem and Checked by Emam Hossain.


EMAM HOSSAIN
PRINCIPAL OFFICER


MD. MANIRUZZAMAN
ASSISTANT GENERAL MANAGER


MD. MOKHLESUR RAHMAN
DGM & HEAD OF TREASURY