

Exchange Rate Circular No. 117/22

THURSDAY

Effective Date: 23-Jun-2022 To 25-Jun-2022

Phone No. 02223384902, 02223383978

E-mail : treasury@agranibank.org

agranidealers@gmail.com

1. Dealing rates of Agrani Bank Limited for 1 Unit of Foreign Currency against BDT:

SPOT SELLING		Currency	SPOT BUYING			
T.T & O.D	B.C.		TT CLEAN	TT DOC	OD Sight Exp Bill	OD Transfer
93.0000	93.0000	USD	92.0000	91.9500	91.9000	91.6800
117.8715	117.9715	GBP	112.4868	112.3355	112.0343	111.6147
101.9696	102.0696	EUR	96.8256	96.6728	96.4699	96.0674
0.7207	0.7227	JPY	0.6794	0.6797	0.6806	0.6820
65.3514	65.7514	AUD	63.3064	63.2719	63.2375	63.0859
73.3148	73.5348	CAD	70.7012	70.6627	70.6241	70.4544
98.9742	99.0542	CHF	95.3638	95.3118	95.2598	95.0310
9.3116	9.4816	SEK	9.0351	9.0302	9.0252	9.0035
11.9789	12.0789	HKD	11.6912	11.6849	11.6785	11.6505
68.9932	69.1432	SGD	66.0990	66.0630	66.0270	65.8686
21.2172	21.3772	MYR	20.8135	20.8022	20.7908	20.7409
24.8861	25.0461	SAR	24.4583	24.4450	24.4316	24.3730
25.4420	25.5620	AED	25.0042	24.9906	24.9770	24.9171
305.2070	305.4070	KWD	299.8478	299.6848	299.5218	298.8045
25.6695	25.7895	QAR	25.0568	25.0432	25.0296	24.9695
14.0005	14.1705	CNY	13.6895	13.6820	13.6746	13.6417

2.(A) Usance Rate:

Currency	30 DAYS	60 DAYS	90 DAYS	120 DAYS	180 DAYS
USD	91.1950	90.5050	89.8150	89.1250	87.7450
GBP	111.5004	110.6548	109.8093	108.9638	107.2727
EUR	96.0749	95.3457	94.6165	93.8873	92.4289

2.(B) Forward Rates (Its an indicative rate, actual should be collected from the dealing room):

	Currency	30 DAYS	60 DAYS	90 DAYS	180 DAYS
Selling Rate	USD	93.5425	94.0850	94.6275	96.2550
Buying Rate	USD	92.3595	92.8190	93.2785	94.6570

NOTE: AD branches are requested to collect actual dealing rate for import payment & outward remittance from dealing room as per the latest circular. **Please note that Bank reserves the right to adjust the difference amount due to rate fluctuation.**

3. Selling and Buying Rates of Foreign Currency Notes (Cash) for 1 Unit of Foreign Currency against BDT:

SELLING	CURRENCY	BUYING	SELLING	CURRENCY	BUYING
96.0000	USD	94.1000	104.0000	EUR	98.0000
122.5000	GBP	115.5000	26.8000	AED	25.8000
26.0000	SAR	25.0000	71.0000	SGD	67.7500
70.5000	AUD	65.5000	21.9000	MYR	20.7000
77.5000	CAD	73.0000	0.8500	JPY	0.7000
26.0000	QAR	25.0000	1.2600	INR	1.2000
300.0000	KWD	285.0000	11.0000	HKD	8.5000
13.5000	CNY	11.0000	238.0000	BHD	228.0000
240.0000	OMR	231.0000	3.1200	THB	3.0000

NOTE: Cash selling and buying rates for all other currencies will be same as TT & OD and OD Transfer respectively mentioned under serial number 1.

4. Deposit Rates:

(A) NFCD/RFCD Interest Rate	1 Month	3 Months	6 Months	12 Months
USD	0.8800%	1.4400%	1.9900%	2.6700%
GBP	1.0000%	1.3000%	1.7400%	1.7400%
EUR	0.0000%	0.0000%	0.0000%	0.0000%

(B) FC Account	USD	GBP	EUR
Interest Rate	0.8800%	1.0000%	0.0000%

Note: Interest on USD, EUR & GBP FC account is applicable only for balance not less than USD 1000, GBP 500 or equivalent in other currencies lying in the accounts for one month or longer period as per GFET, Vol-1 of Bangladesh Bank.

5. LIBOR Rate:

Currency	1 Month	3 Months	6 Months	12 Months
USD	1.6327%	2.1846%	2.8266%	3.5799%


6. Indicative Cross Rate of 1 USD with ACU mechanism countries:


Currency	PKR	INR	LKR	NPR	IRR	MMK	BTN	MVR
USD 1 =	211.2500	78.2070	349.2400	125.4200	42000.0000	1850.0000	78.2920	15.4200


7. Indicative Cross Rates in Tokyo/Hongkong/Singapore Market

	GBP/USD	EUR/USD	AUD/USD	USD/JPY	USD/SGD	USD/CAD	USD/MYR	USD/CHF	USD/CNY
Selling	1.2255	1.0572	0.6898	135.3900	1.3882	1.2959	4.4040	0.9610	6.7049
Buying	1.2254	1.0568	0.6892	135.4200	1.3887	1.2963	4.4075	0.9615	6.7058

N.B: All the quoted rates are indicative and subject to change without prior notice. Processed by Farah Diba Tania and Checked by Md. Abu Munayem.


MD. ABU MUNAYEM
PRINCIPAL OFFICER


EMAM HOSSAIN
PRINCIPAL OFFICER


MD. MOKHLESUR RAHMAN
DGM & HEAD OF TREASURY