

Agrani Bank Limited

For the Use of ADs of
Agrani Bank Limited

Treasury Division
Dealing Room (Front Office)
Head Office, Dhaka



Exchange Rate Circular No. 171/22

Effective Date: Wednesday, September 14, 2022

Phone No. 02223384902, 02223383978

E-mail : treasury@agranibank.org
agranidealers@gmail.com

1. Dealing rates of Agrani Bank Limited for 1 Unit of Foreign Currency against BDT:

SPOT SELLING		Currency	SPOT BUYING			
T.T & O.D	B.C.		TT CLEAN	TT DOC	OD Sight Exp Bill	OD Transfer
105.4000	105.4000	USD	99.0000	99.0000	99.0000	99.0000
123.6127	123.7627	GBP	113.8896	113.8896	113.8896	113.8896
107.2024	107.2524	EUR	98.8218	98.8218	98.8218	98.8218
0.7537	0.7557	JPY	0.6854	0.6854	0.6854	0.6854
72.1764	72.5764	AUD	66.5072	66.5072	66.5072	66.5072
81.6229	81.8429	CAD	74.9180	74.9180	74.9180	74.9180
111.8432	111.9232	CHF	102.6227	102.6227	102.6227	102.6227
9.9736	10.1436	SEK	9.1965	9.1965	9.1965	9.1965
13.5583	13.6583	HKD	12.5823	12.5823	12.5823	12.5823
76.9698	77.1198	SGD	70.2625	70.2625	70.2625	70.2625
23.3980	23.5580	MYR	21.8040	21.8040	21.8040	21.8040
28.1506	28.3106	SAR	26.2733	26.2733	26.2733	26.2733
28.8182	28.9382	AED	26.9098	26.9098	26.9098	26.9098
343.8857	344.0857	KWD	320.2883	320.2883	320.2883	320.2883
29.0760	29.1960	QAR	26.8951	26.8951	26.8951	26.8951
15.2637	15.4337	CNY	14.1839	14.1839	14.1839	14.1839

2.(A) Usance Rate:

Currency	30 DAYS	60 DAYS	90 DAYS	120 DAYS	180 DAYS
USD	97.8450	96.8550	95.8650	94.8750	92.8950
GBP	112.3109	111.1720	110.0331	108.8942	106.6164
EUR	97.3689	96.3807	95.3924	94.4042	92.4278

2.(B) Forward Rates (Its an indicative rate, actual should be collected from the dealing room):

	Currency	30 DAYS	60 DAYS	90 DAYS	180 DAYS
Selling Rate	USD	106.0148	106.6297	107.2445	109.0890
Buying Rate	USD	99.4950	99.9900	100.4850	101.9700

Note: AD branches are requested to collect actual dealing rate from dealing room.

3. Selling and Buying Rates of Foreign Currency Notes (Cash) for 1 Unit of Foreign Currency against BDT:

SELLING	CURRENCY	BUYING	SELLING	CURRENCY	BUYING
106.0000	USD	105.0000	110.5000	EUR	106.0000
126.5000	GBP	121.0000	31.0000	AED	30.0000
30.0000	SAR	29.0000	83.0000	SGD	79.0000
73.5000	AUD	68.5000	25.0000	MYR	24.0000
81.5000	CAD	76.5000	0.8500	JPY	0.7000
30.0000	QAR	29.0000	1.3700	INR	1.3200
345.0000	KWD	325.0000	11.0000	HKD	8.5000
13.5000	CNY	11.0000	270.0000	BHD	260.0000
270.0000	OMR	260.0000	3.3000	THB	3.2000

NOTE: Cash selling and buying rates for all other currencies will be same as TT & OD and OD Transfer respectively mentioned under serial number 1.

4. LIBOR :

Currency	1 Month	3 Months	6 Months	12 Months
USD	2.8177%	3.2926%	3.8369%	4.2390%

5. Deposit Rates:

(A) NFCD/RFC Interest Rate	1 Month	3 Months	6 Months	12 Months
USD	2.4100%	2.9400%	3.5000%	3.9600%
GBP	1.7700%	2.2000%	2.7900%	2.7700%
EUR	0.0000%	0.0000%	0.0000%	0.0000%

(B) FC Account Interest Rate	USD	GBP	EUR
	2.4100%	1.7700%	0.0000%

Note: Interest on USD, EUR & GBP FC account is applicable only for balance not less than USD 1000, GBP 500 or equivalent in other currencies lying in the accounts for one month or longer period as per GFET, Vol-1 of Bangladesh Bank.

6. Indicative Cross Rate of 1 USD with ACU mechanism countries:


Currency	PKR	INR	LKR	NPR	IRR	MMK	BTN	MVR
USD 1 =	233.6000	79.5730	353.8000	126.6400	42000.0000	2093.7000	79.4480	15.4200


7. Indicative Cross Rates in Tokyo/Hongkong/Singapore Market


	GBP/USD	EUR/USD	AUD/USD	USD/JPY	USD/SGD	USD/CAD	USD/MYR	USD/CHF	USD/CNY
Selling	1.1505	0.9986	0.6734	144.4000	1.4059	1.3163	4.5240	0.9613	6.9646
Buying	1.1504	0.9982	0.6728	144.4500	1.4060	1.3167	4.5280	0.9617	6.9650

N.B: Please note that Bank reserves the right to change the quoted rates without prior notice and adjust the difference amount due to rate fluctuation.

Processed by Farah Diba Tania and Checked by Md. Abu Munayem.


EMAM HOSSAIN
PRINCIPAL OFFICER


MD. MANIRUZZAMAN
ASSISTANT GENERAL MANAGER


MD. MOKHLESUR RAHMAN
DGM & HEAD OF TREASURY