

Agrani Bank Limited

For the Use of ADs of
Agrani Bank Limited

Treasury Division
Dealing Room (Front Office)
Head Office, Dhaka



Exchange Rate Circular No. 184/22

Effective Date: Monday, October 03, 2022

Phone No. 02223384902, 02223383978

E-mail : treasury@agranibank.org
agranidealers@gmail.com

1. Dealing rates of Agrani Bank Limited for 1 Unit of Foreign Currency against BDT:

SPOT SELLING		Currency	SPOT BUYING			
T.T & O.D	B.C.		TT CLEAN	TT DOC	OD Sight Exp Bill	OD Transfer
106.4500	106.4500	USD	99.0000	99.0000	99.0000	99.0000
118.3108	118.5108	GBP	110.1771	110.1771	110.1771	110.1771
104.4807	104.5807	EUR	97.1289	97.1289	97.1289	97.1289
0.7353	0.7358	JPY	0.6836	0.6836	0.6836	0.6836
69.7325	70.1325	AUD	63.5768	63.5768	63.5768	63.5768
78.9400	79.1600	CAD	71.6829	71.6829	71.6829	71.6829
110.2820	110.3620	CHF	100.1570	100.1570	100.1570	100.1570
76.2329	76.3829	SGD	68.8828	68.8828	68.8828	68.8828
23.0023	23.1623	MYR	21.2257	21.2257	21.2257	21.2257
28.4338	28.5938	SAR	26.2698	26.2698	26.2698	26.2698
29.1041	29.2241	AED	26.9098	26.9098	26.9098	26.9098
15.0945	15.2645	CNY	13.8774	13.8774	13.8774	13.8774

2.(A) Usance Rate:

Currency	30 DAYS	60 DAYS	90 DAYS	120 DAYS	180 DAYS
USD	98.1338	97.3913	96.6488	95.9063	94.4213
GBP	108.9631	108.1367	107.3104	106.4841	104.8314
EUR	95.9790	95.2506	94.5221	93.7936	92.3367

2.(B) Forward Rates (Its an indicative rate, actual should be collected from the dealing room):

	Currency	30 DAYS	60 DAYS	90 DAYS	180 DAYS
Selling Rate	USD	109.0826	109.7153	110.3479	112.2458
Buying Rate	USD	99.4950	99.9900	100.4850	101.9700

Note: AD branches are requested to collect actual dealing rate from dealing room.

3. Selling and Buying Rates of Foreign Currency Notes (Cash) for 1 Unit of Foreign Currency against BDT:

SELLING	CURRENCY	BUYING	SELLING	CURRENCY	BUYING
107.0000	USD	106.0000	114.0000	EUR	110.0000
128.0000	GBP	122.0000	31.5000	AED	30.5000
30.3000	SAR	29.3000	84.0000	SGD	80.0000
75.0000	AUD	70.0000	25.0000	MYR	24.0000
83.0000	CAD	78.0000	0.8500	JPY	0.7000
30.5000	QAR	29.5000	1.4000	INR	1.3500
350.0000	KWD	330.0000	11.0000	HKD	8.5000
13.5000	CNY	11.0000	275.0000	BHD	265.0000
280.0000	OMR	270.0000	3.3000	THB	3.1000

NOTE: Cash selling and buying rates for all other currencies will be same as TT & OD and OD Transfer respectively mentioned under serial number 1.

4. LIBOR & SOFR:

Benchmark	1 Month	3 Months	6 Months	12 Months
LIBOR	3.1427%	3.7547%	4.2320%	4.7806%
SOFR	3.0196%	3.5589%	3.9380%	4.2117%

5. Deposit Rates:

(A) NFCD/RCD Interest Rate	1 Month	3 Months	6 Months	12 Months
USD	2.8800%	3.4000%	3.9500%	4.4700%
GBP	2.2500%	2.8300%	3.6100%	3.6100%
EUR	0.0000%	0.0000%	0.0000%	0.0000%

(B) FC Account	USD	GBP	EUR
Interest Rate	2.8800%	2.2500%	0.0000%

Note: Interest on USD, EUR & GBP FC account is applicable only for balance not less than USD 1000, GBP 500 or equivalent in other currencies lying in the accounts for one month or longer period as per GFET, Vol-1 of Bangladesh Bank.


6. Indicative Cross Rate of 1 USD with ACU mechanism countries:


Currency	PKR	INR	LKR	NPR	IRR	MMK	BTN	MVR
USD 1 =	227.6500	81.5090	355.0800	130.1400	42000.0000	2093.7000	81.5090	15.4200


7. Indicative Cross Rates in Tokyo/Hongkong/Singapore Market

	GBP/USD	EUR/USD	AUD/USD	USD/JPY	USD/SGD	USD/CAD	USD/MYR	USD/CHF	USD/CNY
Selling	1.1133	0.9815	0.6438	144.7700	1.4340	1.3755	4.6480	0.9849	7.1135
Buying	1.1129	0.9811	0.6432	144.8200	1.4341	1.3759	4.6510	0.9853	7.1185

N.B: Please note that Bank reserves the right to change the quoted rates without prior notice and adjust the difference amount due to rate fluctuation. Processed by Farah Diba Tania and Checked by Md. Abu Munayem.


MD. ABU MUNAYEM
PRINCIPAL OFFICER


MD. MANIRUZZAMAN
ASSISTANT GENERAL MANAGER


MD. MOKHLESUR RAHMAN
DGM & HEAD OF TREASURY