

# Agrani Bank PLC.

For the Use of ADs of  
Agrani Bank PLC.

Treasury Division  
Dealing Room (Front Office)  
Head Office, Dhaka

Exchange Rate Circular No. 213/23

Effective Date: Tuesday, November 14, 2023

Phone No. 02223384902, 02223383978  
E-mail : treasury@agranibank.org  
agranidealers@gmail.com

1. Dealing rates of Agrani Bank PLC for 1 Unit of Foreign Currency against BDT:

SPOT SELLING		Currency	SPOT BUYING			
T.T & O.D	B.C.		TT CLEAN	TT DOC	OD Sight Exp Bill	OD Transfer
111.0000	111.0000	USD	110.5000	110.5000	110.5000	110.5000
140.7303	140.7303	GBP	135.6056	135.6056	135.6056	135.6056
124.7589	124.7589	EUR	118.1798	118.1798	118.1798	118.1798
0.7617	0.7617	JPY	0.7283	0.7283	0.7283	0.7283
73.0514	73.0514	AUD	70.2996	70.2996	70.2996	70.2996
82.1465	82.1465	CAD	79.7387	79.7387	79.7387	79.7387
125.3262	125.3262	CHF	122.0905	122.0905	122.0905	122.0905
83.7317	83.7317	SGD	81.0164	81.0164	81.0164	81.0164
23.7919	23.7919	MYR	23.3361	23.3361	23.3361	23.3361
29.8545	29.8545	SAR	29.3996	29.3996	29.3996	29.3996
30.4622	30.4622	AED	30.0436	30.0436	30.0436	30.0436
15.5194	15.5194	CNY	15.1207	15.1207	15.1207	15.1207

Note: Buying conversion rate for inward Wage Earner's Remittance including NRBs through SWIFT is BDT 110.50 per USD.

2.(A) Usance Rate:

Currency	30 DAYS	60 DAYS	90 DAYS	120 DAYS	180 DAYS
USD	109.5331	108.7044	107.8756	107.0469	105.3894
GBP	134.1691	133.1520	132.1350	131.1179	129.0838
EUR	116.8457	115.9593	115.0730	114.1866	112.4139

2.(B) Forward Rates (Its an indicative rate, actual should be collected from the dealing room):

	Currency	30 DAYS	60 DAYS	90 DAYS	180 DAYS
Selling Rate	USD	111.6475	112.2950	112.9425	114.8850
Buying Rate	USD	111.0525	111.6050	112.1575	113.8150

3. Selling and Buying Rates of Foreign Currency Notes (Cash) for 1 Unit of Foreign Currency against BDT:

SELLING	CURRENCY	BUYING	SELLING	CURRENCY	BUYING
114.0000	USD	113.0000	128.0000	EUR	124.0000
145.5000	GBP	141.5000	32.5000	AED	31.5000
31.5000	SAR	30.1000	88.0000	SGD	84.0000
78.5000	AUD	73.5000	26.0000	MYR	24.0000
86.5000	CAD	81.5000	0.8400	JPY	0.7400
31.5000	QAR	30.5000	1.4100	INR	1.3500
365.0000	KWD	350.0000	11.0000	HKD	8.5000
17.6000	CNY	15.6000	290.0000	BHD	280.0000
295.0000	OMR	285.0000	3.4700	THB	3.3000

NOTE: Cash selling and buying rates for all other currencies will be same as TT & OD and OD Transfer respectively mentioned under serial number 1.

4. LIBOR & SOFR:

Benchmark	1 Month	3 Months	6 Months	12 Months
LIBOR	5.4374%	5.6413%	5.8475%	-
SOFR	5.3223%	5.3776%	5.4145%	5.3165%

5. Deposit Rates:

(A) NFCD/RFCD Interest Rate	1 Month	3 Months	6 Months & Above
USD	2.8300%	2.9000%	2.9600%
GBP	2.7100%	2.7800%	2.8500%
EUR	0.0000%	0.0000%	0.0000%

(B) FC Account	USD	GBP	EUR
Interest Rate	2.8300%	2.7100%	0.0000%

Note: Interest on USD, EUR & GBP FC account is applicable only for balance not less than USD 1000, GBP 500 or equivalent in other currencies lying in the accounts for one month or longer period as per GFET, Vol-1 of Bangladesh Bank.

6. Indicative Cross Rate of 1 USD with ACU mechanism countries:


Currency	PKR	INR	LKR	NPR	IRR	MMK	BTN	MVR
USD 1 =	287.0000	83.2720	326.7500	133.3300	42000.0000	2093.7000	83.2810	15.4200


7. Indicative Cross Rates in Tokyo/Hongkong/Singapore Market


	GBP/USD	EUR/USD	AUD/USD	USD/JPY	USD/SGD	USD/CAD	USD/MYR	USD/CHF	USD/CNY
Selling	1.2273	1.0699	0.6374	151.7100	1.3606	1.3810	4.7170	0.9021	7.2933
Buying	1.2272	1.0695	0.6371	151.7200	1.3614	1.3811	4.7230	0.9027	7.2934

N.B: All the quoted rates are indicative. Please note that Bank reserves the right to change the quoted rates without prior notice and adjust the difference amount due to rate fluctuation. AD branches are requested to collect actual dealing rates from dealing room.

Processed by Farah Diba Tania and Checked by Md. Abu Munayem.

  
MD. ABU MUNAYEM  
PRINCIPAL OFFICER

  
EMAM HOSSAIN  
PRINCIPAL OFFICER

  
MD. MOKHLESUR RAHMAN  
DGM & HEAD OF TREASURY