

Agrani Bank PLC.

For the Use of ADs of
Agrani Bank PLC.

Treasury Division
Dealing Room (Front Office)
Head Office, Dhaka

Exchange Rate Circular No. 54/26

Effective Date: Monday, March 30, 2026

Phone No.02223383978
treasury@agranibank.org
agranidealers@gmail.com

1. Dealing rates of Agrani Bank PLC for 1 Unit of Foreign Currency against BDT:

SPOT SELLING		Currency	SPOT BUYING			
T.T & O.D	B.C.		TT CLEAN	TT DOC	OD Sight Exp Bill	OD Transfer
123.1500	123.1500	USD	121.9000	121.8000	121.6500	121.5000
165.8516	165.8516	GBP	159.7735	159.6408	159.4417	159.2427
147.6319	147.6319	EUR	139.3800	139.2649	139.0921	138.9194
0.8210	0.8210	JPY	0.7510	0.7503	0.7494	0.7485
86.9164	86.9164	AUD	83.6331	83.5644	83.4614	83.3584
90.4309	90.4309	CAD	87.4594	87.3874	87.2795	87.1715
156.5260	156.5260	CHF	152.2839	152.1587	151.9709	151.7832
97.8228	97.8228	SGD	94.4929	94.4152	94.2988	94.1823
30.8943	30.8943	MYR	29.8408	29.8159	29.7786	29.7413
33.0807	33.0807	SAR	31.9859	31.9592	31.9193	31.8793
33.7785	33.7785	AED	32.8845	32.8573	32.8165	32.7756
18.1259	18.1259	CNY	17.6124	17.5979	17.5762	17.5545

2.(A) Usance Rate:

Currency	30 DAYS	60 DAYS	90 DAYS	120 DAYS	180 DAYS
USD	120.4318	119.0553	117.6789	116.2565	113.4577
GBP	159.5750	157.7483	155.9216	154.0341	150.3198
EUR	138.3892	136.8041	135.2190	133.5810	130.3579

2.(B) Forward Rates (Its an indicative rate, actual should be collected from the dealing room):

	Currency	30 DAYS	60 DAYS	90 DAYS	180 DAYS
Selling Rate	USD	123.7554	124.3229	124.8904	126.7504
Buying Rate	USD	122.2106	122.7712	123.3319	125.1292

3. Selling and Buying Rates of Foreign Currency Notes (Cash) for 1 Unit of Foreign Currency against BDT:

SELLING	CURRENCY	BUYING	SELLING	CURRENCY	BUYING
123.0000	USD	122.0000	145.0000	EUR	140.0000
165.0000	GBP	159.0000	33.5000	AED	32.0000
33.2000	SAR	32.2000	96.5000	SGD	93.0000
86.0000	AUD	81.0000	31.3000	MYR	30.0000
90.0000	CAD	85.0000	0.8500	JPY	0.7500
33.5000	QAR	32.0000	1.4200	INR	1.3000
400.0000	KWD	380.0000	15.0000	HKD	11.0000
18.0000	CNY	16.5000	310.0000	BHD	300.0000
315.0000	OMR	305.0000	4.2000	THB	3.8000
86.0000	BND	79.0000	0.9200	NPR	0.8200
165.0000	JOD	155.0000			

NOTE: Cash selling and buying rates for all other currencies will be same as TT & OD and OD Transfer respectively mentioned under serial number 1.

4. SOFR:

Benchmark	1 Month	3 Months	6 Months	12 Months
SOFR	3.6731%	3.7007%	3.7337%	3.7888%

5. Deposit Rates:

(A) NFCD/FC Account	3 M to 1Yr	1 to 3 Years	3 to 5 Years
USD	3.4741%	3.7241%	3.9741%
GBP	3.4005%	3.6505%	3.9005%
EUR	0.0000%	0.0000%	0.0000%

Note: Interest on FC account is applicable only for balance not less than USD 1000, GBP 500 or equivalent in other currencies lying in the accounts for three months or longer period.

(B) RFCD Account	1 Month	3 Months	6 Months & Above
USD	2.1731%	2.2007%	2.2337%

Note: Interest on RFCD account will be payable as per the FE Circular No. 28 Date: October 31, 2024 of Bangladesh Bank.


6. Indicative Cross Rate of 1 USD with ACU mechanism countries:


Currency	PKR	INR	LKR	NPR	IRR	MMK	BTN	MVR
USD 1 =	279.0000	93.8750	314.1000	150.2400	1315300.0000	2093.7000	94.7770	15.4200


7. Indicative Cross Rates in Tokyo/Hongkong/Singapore Market

	GBP/USD	EUR/USD	AUD/USD	USD/JPY	USD/SGD	USD/CAD	USD/MYR	USD/CHF	USD/CNY
Selling	1.3275	1.1517	0.6871	159.7300	1.2872	1.3890	4.0200	0.7984	6.9085
Buying	1.3271	1.1516	0.6869	159.7700	1.2880	1.3895	4.0230	0.7988	6.9095

N.B: All the quoted rates are indicative. Please note that Bank reserves the right to change the quoted rates without prior notice and adjust the difference amount due to rate fluctuation. AD branches are requested to collect actual dealing rates from dealing room. Processed by Md.Nasir Uddin and Checked by Md. Rasheduzzaman


MD. ABU MUNAYEM
PRINCIPAL OFFICER


ALAMGIR HOSSAIN
DEPUTY GENERAL MANAGER


MD. HUMAYUN KABIR
DGM & HEAD OF TREASURY