

Agrani Bank PLC.

For the Use of ADs of
Agrani Bank PLC.

Treasury Division
Dealing Room (Front Office)
Head Office, Dhaka

Exchange Rate Circular No. 56/26

Effective Date: Wednesday, April 01, 2026

Phone No.02223383978

treasury@agranibank.org
agranidealers@gmail.com

1. Dealing rates of Agrani Bank PLC for 1 Unit of Foreign Currency against BDT:

SPOT SELLING		Currency	SPOT BUYING			
T.T & O.D	B.C.		TT CLEAN	TT DOC	OD Sight Exp Bill	OD Transfer
123.1500	123.1500	USD	121.9000	121.8000	121.6500	121.5000
165.3837	165.3837	GBP	159.2615	159.1292	158.9308	158.7324
147.1737	147.1737	EUR	139.9042	139.7886	139.6152	139.4419
0.8255	0.8255	JPY	0.7554	0.7548	0.7539	0.7529
87.3104	87.3104	AUD	83.9988	83.9298	83.8263	83.7229
90.3034	90.3034	CAD	87.3396	87.2677	87.1599	87.0521
156.6226	156.6226	CHF	152.3795	152.2542	152.0663	151.8784
97.9195	97.9195	SGD	94.6400	94.5623	94.4456	94.3290
30.8183	30.8183	MYR	29.7432	29.7184	29.6812	29.6441
33.0790	33.0790	SAR	31.9824	31.9558	31.9158	31.8758
33.7794	33.7794	AED	32.8854	32.8582	32.8174	32.7765
18.1883	18.1883	CNY	17.6739	17.6593	17.6376	17.6158

2.(A) Usance Rate:

Currency	30 DAYS	60 DAYS	90 DAYS	120 DAYS	180 DAYS
USD	120.4318	119.0553	117.6789	116.2565	113.4577
GBP	159.0692	157.2483	155.4274	153.5458	149.8433
EUR	138.9071	137.3161	135.7250	134.0809	130.8458

2.(B) Forward Rates (Its an indicative rate, actual should be collected from the dealing room):

	Currency	30 DAYS	60 DAYS	90 DAYS	180 DAYS
Selling Rate	USD	123.7554	124.3229	124.8904	126.7504
Buying Rate	USD	122.2106	122.7712	123.3319	125.1292

3. Selling and Buying Rates of Foreign Currency Notes (Cash) for 1 Unit of Foreign Currency against BDT:

SELLING	CURRENCY	BUYING	SELLING	CURRENCY	BUYING
123.0000	USD	122.0000	145.0000	EUR	140.0000
165.0000	GBP	159.0000	33.5000	AED	32.0000
33.2000	SAR	32.2000	96.5000	SGD	93.0000
86.0000	AUD	81.0000	31.3000	MYR	30.0000
90.0000	CAD	85.0000	0.8500	JPY	0.7500
33.5000	QAR	32.0000	1.4200	INR	1.3000
400.0000	KWD	380.0000	15.0000	HKD	11.0000
18.0000	CNY	16.5000	310.0000	BHD	300.0000
315.0000	OMR	305.0000	4.2000	THB	3.8000
86.0000	BND	79.0000	0.9200	NPR	0.8200
165.0000	JOD	155.0000			

NOTE: Cash selling and buying rates for all other currencies will be same as TT & OD and OD Transfer respectively mentioned under serial number 1.

4. SOFR:

Benchmark	1 Month	3 Months	6 Months	12 Months
SOFR	3.6648%	3.6918%	3.7292%	3.8109%

5. Deposit Rates:

(A) NFCD/FC Account	3 M to 1Yr	1 to 3 Years	3 to 5 Years
USD	3.8109%	4.0609%	4.3109%
GBP	4.3210%	4.5710%	4.8210%
EUR	0.0000%	0.0000%	0.0000%

Note: Interest on FC account is applicable only for balance not less than USD 1000, GBP 500 or equivalent in other currencies lying in the accounts for three months or longer period.

(B) RFCD Account	1 Month	3 Months	6 Months & Above
USD	2.1648%	2.1918%	2.2292%

Note: Interest on RFCD account will be payable as per the FE Circular No. 28 Date: October 31, 2024 of Bangladesh Bank.


6. Indicative Cross Rate of 1 USD with ACU mechanism countries:


Currency	PKR	INR	LKR	NPR	IRR	MMK	BTN	MVR
USD 1 =	278.7500	93.6810	315.0000	151.7300	1315270.0000	2093.7000	93.9220	15.4200


7. Indicative Cross Rates in Tokyo/Hongkong/Singapore Market

	GBP/USD	EUR/USD	AUD/USD	USD/JPY	USD/SGD	USD/CAD	USD/MYR	USD/CHF	USD/CNY
Selling	1.3237	1.1561	0.6903	158.8000	1.2859	1.3910	4.0300	0.7979	6.8844
Buying	1.3229	1.1559	0.6899	158.8400	1.2860	1.3914	4.0360	0.7983	6.8855

N.B: All the quoted rates are indicative. Please note that Bank reserves the right to change the quoted rates without prior notice and adjust the difference amount due to rate fluctuation. AD branches are requested to collect actual dealing rates from dealing room. Processed by Md.Nasir Uddin and Checked by Md. Rasheduzzaman


MD. ABU MUNAYEM
PRINCIPAL OFFICER


MD. MAHAMOOD HOSSAIN
SENIOR PRINCIPAL OFFICER


MD. HUMAYUN KABIR
DGM & HEAD OF TREASURY