

For the Use of ADs of
Agrani Bank PLC.

Agrani Bank PLC.
Treasury Division
Dealing Room (Front Office)
Head Office, Dhaka

THURSDAY

Exchange Rate Circular No. 57/26

Effective Date: 2-Apr-2026 to 4-Apr-2026

Phone No. 02223384902, 02223383978
treasury@agranibank.org
agranidealers@gmail.com

1. Dealing rates of Agrani Bank PLC for 1 Unit of Foreign Currency against BDT:

SPOT SELLING		Currency	SPOT BUYING			
T.T & O.D	B.C.		TT CLEAN	TT DOC	OD Sight Exp Bill	OD Transfer
123.1500	123.1500	USD	121.9000	121.8000	121.6500	121.5000
165.4206	165.4206	GBP	159.3347	159.2023	159.0038	158.8053
146.9520	146.9520	EUR	139.6726	139.5572	139.3841	139.2110
0.8228	0.8228	JPY	0.7529	0.7523	0.7513	0.7504
87.0518	87.0518	AUD	83.7672	83.6984	83.5952	83.4920
90.3162	90.3162	CAD	87.3522	87.2803	87.1725	87.0647
156.6613	156.6613	CHF	152.3986	152.2733	152.0854	151.8975
97.8451	97.8451	SGD	94.5223	94.4446	94.3281	94.2116
30.8259	30.8259	MYR	29.7507	29.7259	29.6887	29.6515
33.0737	33.0737	SAR	31.9720	31.9454	31.9054	31.8655
33.7794	33.7794	AED	32.8854	32.8582	32.8174	32.7765
18.1857	18.1857	CNY	17.6713	17.6568	17.6350	17.6132

2.(A) Usance Rate:

Currency	30 DAYS	60 DAYS	90 DAYS	120 DAYS	180 DAYS
USD	120.4318	119.0553	117.6789	116.2565	113.4577
GBP	159.1415	157.3197	155.4980	153.6155	149.9113
EUR	138.6783	137.0898	135.5014	133.8600	130.6302

2.(B) Forward Rates (Its an indicative rate, actual should be collected from the dealing room):

	Currency	30 DAYS	60 DAYS	90 DAYS	180 DAYS
Selling Rate	USD	123.7554	124.3229	124.8904	126.7504
Buying Rate	USD	122.2106	122.7712	123.3319	125.1292

3. Selling and Buying Rates of Foreign Currency Notes (Cash) for 1 Unit of Foreign Currency against BDT:

SELLING	CURRENCY	BUYING	SELLING	CURRENCY	BUYING
123.0000	USD	122.0000	145.0000	EUR	140.0000
165.0000	GBP	159.0000	33.5000	AED	32.0000
33.2000	SAR	32.2000	96.5000	SGD	93.0000
86.0000	AUD	81.0000	31.3000	MYR	30.0000
90.0000	CAD	85.0000	0.8500	JPY	0.7500
33.5000	QAR	32.0000	1.4200	INR	1.3000
400.0000	KWD	380.0000	15.0000	HKD	11.0000
18.0000	CNY	16.5000	310.0000	BHD	300.0000
315.0000	OMR	305.0000	4.2000	THB	3.8000
86.0000	BND	79.0000	0.9200	NPR	0.8200
165.0000	JOD	155.0000			

NOTE: Cash selling and buying rates for all other currencies will be same as TT & OD and OD Transfer respectively mentioned under serial number 1.

4. SOFR:

Benchmark	1 Month	3 Months	6 Months	12 Months
SOFR	3.6648%	3.6822%	3.7000%	3.7348%

5. Deposit Rates:

(A) NFCD/FC Account	3 M to 1Yr	1 to 3 Years	3 to 5 Years
USD	3.8109%	4.0609%	4.3109%
GBP	4.3210%	4.5710%	4.8210%
EUR	0.0000%	0.0000%	0.0000%

Note: Interest on FC account is applicable only for balance not less than USD 1000, GBP 500 or equivalent in other currencies lying in the accounts for three months or longer period.

(B) RFCD Account	1 Month	3 Months	6 Months & Above
USD	2.1648%	2.1822%	2.2000%

Note: Interest on RFCD account will be payable as per the FE Circular No. 28 Date: October 31, 2024 of Bangladesh Bank.


6. Indicative Cross Rate of 1 USD with ACU mechanism countries:


Currency	PKR	INR	LKR	NPR	IRR	MMK	BTN	MVR
USD 1 =	280.8000	93.2290	314.8000	151.7300	1318170.0000	2093.7000	93.4200	15.4200


7. Indicative Cross Rates in Tokyo/Hongkong/Singapore Market

	GBP/USD	EUR/USD	AUD/USD	USD/JPY	USD/SGD	USD/CAD	USD/MYR	USD/CHF	USD/CNY
Selling	1.3240	1.1543	0.6882	159.3600	1.2869	1.3908	4.0290	0.7977	6.8854
Buying	1.3235	1.1540	0.6880	159.3700	1.2876	1.3912	4.0350	0.7982	6.8865

N.B: All the quoted rates are indicative. Please note that Bank reserves the right to change the quoted rates without prior notice and adjust the difference amount due to rate fluctuation. AD branches are requested to collect actual dealing rates from dealing room. Processed by Md.Nasir Uddin and Checked by Md. Rasheduzzaman


MD. ABU MUNAYEM
PRINCIPAL OFFICER


MD. MAHAMOOD HOSSAIN
SENIOR PRINCIPAL OFFICER


MD. HUMAYUN KABIR
DGM & HEAD OF TREASURY