

Agrani Bank PLC.

For the Use of ADs of
Agrani Bank PLC.

Treasury Division
Dealing Room (Front Office)
Head Office, Dhaka

Exchange Rate Circular No. 60/26

Effective Date: Tuesday, April 07, 2026

Phone No.02223383978

treasury@agranibank.org
agranidealers@gmail.com

1. Dealing rates of Agrani Bank PLC for 1 Unit of Foreign Currency against BDT:

SPOT SELLING		Currency	SPOT BUYING			
T.T & O.D	B.C.		TT CLEAN	TT DOC	OD Sight Exp Bill	OD Transfer
123.3000	123.3000	USD	122.1000	122.0000	121.8500	121.7000
165.4712	165.4712	GBP	159.4284	159.2962	159.0979	158.8996
147.0266	147.0266	EUR	139.8179	139.7026	139.5296	139.3566
0.8214	0.8214	JPY	0.7517	0.7511	0.7502	0.7492
87.5496	87.5496	AUD	84.2833	84.2142	84.1105	84.0069
90.3603	90.3603	CAD	87.4266	87.3548	87.2471	87.1393
156.5593	156.5593	CHF	152.3814	152.2563	152.0687	151.8811
98.0361	98.0361	SGD	94.7956	94.7178	94.6012	94.4845
30.8176	30.8176	MYR	29.7703	29.7455	29.7084	29.6712
33.0997	33.0997	SAR	32.0166	31.9900	31.9501	31.9101
33.8093	33.8093	AED	32.9399	32.9126	32.8718	32.8310
18.2257	18.2257	CNY	17.7189	17.7044	17.6826	17.6608

2.(A) Usance Rate:

Currency	30 DAYS	60 DAYS	90 DAYS	120 DAYS	180 DAYS
USD	120.6294	119.2507	117.8719	116.4473	113.6439
GBP	159.2341	157.4113	155.5885	153.7049	149.9986
EUR	138.8219	137.2318	135.6417	133.9986	130.7655

2.(B) Forward Rates (Its an indicative rate, actual should be collected from the dealing room):

	Currency	30 DAYS	60 DAYS	90 DAYS	180 DAYS
Selling Rate	USD	123.9138	124.4892	125.0646	126.9362
Buying Rate	USD	122.4186	122.9873	123.5559	125.3653

3. Selling and Buying Rates of Foreign Currency Notes (Cash) for 1 Unit of Foreign Currency against BDT:

SELLING	CURRENCY	BUYING	SELLING	CURRENCY	BUYING
123.0000	USD	122.0000	145.0000	EUR	140.0000
165.0000	GBP	159.0000	33.5000	AED	32.0000
33.2000	SAR	32.2000	96.5000	SGD	93.0000
86.0000	AUD	81.0000	31.3000	MYR	30.0000
90.0000	CAD	85.0000	0.8500	JPY	0.7500
33.5000	QAR	32.0000	1.4200	INR	1.3000
400.0000	KWD	380.0000	15.0000	HKD	11.0000
18.0000	CNY	16.5000	310.0000	BHD	300.0000
315.0000	OMR	305.0000	4.2000	THB	3.8000
86.0000	BND	79.0000	0.9200	NPR	0.8200
165.0000	JOD	155.0000			

NOTE: Cash selling and buying rates for all other currencies will be same as TT & OD and OD Transfer respectively mentioned under serial number 1.

4. SOFR:

Benchmark	1 Month	3 Months	6 Months	12 Months
SOFR	3.6610%	3.6785%	3.6947%	3.7139%

5. Deposit Rates:

(A) NFCD/FC Account	3 M to 1Yr	1 to 3 Years	3 to 5 Years
USD	3.8109%	4.0609%	4.3109%
GBP	4.3210%	4.5710%	4.8210%
EUR	0.0000%	0.0000%	0.0000%

Note: Interest on FC account is applicable only for balance not less than USD 1000, GBP 500 or equivalent in other currencies lying in the accounts for three months or longer period.

(B) RFCD Account	1 Month	3 Months	6 Months & Above
USD	2.1610%	2.1785%	2.1947%

Note: Interest on RFCD account will be payable as per the FE Circular No. 28 Date: October 31, 2024 of Bangladesh Bank.

6. Indicative Cross Rate of 1 USD with ACU mechanism countries:


Currency	PKR	INR	LKR	NPR	IRR	MMK	BTN	MVR
USD 1 =	278.8000	93.0300	315.3000	148.8500	1315420.0000	2093.7000	93.0600	15.4200


7. Indicative Cross Rates in Tokyo/Hongkong/Singapore Market


	GBP/USD	EUR/USD	AUD/USD	USD/JPY	USD/SGD	USD/CAD	USD/MYR	USD/CHF	USD/CNY
Selling	1.3228	1.1535	0.6914	159.8300	1.2859	1.3918	4.0350	0.7992	6.8784
Buying	1.3221	1.1533	0.6911	159.8700	1.2860	1.3923	4.0390	0.7996	6.8793

N.B: All the quoted rates are indicative. Please note that Bank reserves the right to change the quoted rates without prior notice and adjust the difference amount due to rate fluctuation. AD branches are requested to collect actual dealing rates from dealing room.

Processed by Md.Nasir Uddin and Checked by Md. Rasheduzzaman


MD. ABU MUNAYEM
PRINCIPAL OFFICER


MD. MAHAMOOD HOSSAIN
SENIOR PRINCIPAL OFFICER


MD. HUMAYUN KABIR
DGM & HEAD OF TREASURY