

Agrani Bank PLC.

For the Use of ADs of
Agrani Bank PLC.

Treasury Division
Dealing Room (Front Office)
Head Office, Dhaka

Exchange Rate Circular No. 61/26

Effective Date: Wednesday, April 08, 2026

Phone No.02223383978
treasury@agranibank.org
agranidealers@gmail.com

1. Dealing rates of Agrani Bank PLC for 1 Unit of Foreign Currency against BDT:

SPOT SELLING		Currency	SPOT BUYING			
T.T & O.D	B.C.		TT CLEAN	TT DOC	OD Sight Exp Bill	OD Transfer
123.3000	123.3000	USD	122.1000	122.0000	121.8500	121.7000
167.7030	167.7030	GBP	161.6628	161.5288	161.3277	161.1267
148.8144	148.8144	EUR	141.5762	141.4594	141.2842	141.1091
0.8286	0.8286	JPY	0.7588	0.7582	0.7572	0.7563
89.3745	89.3745	AUD	86.0904	86.0198	85.9139	85.8080
90.8854	90.8854	CAD	87.9525	87.8803	87.7719	87.6635
158.3955	158.3955	CHF	154.2174	154.0908	153.9010	153.7111
98.9090	98.9090	SGD	95.6072	95.5288	95.4111	95.2935
31.2010	31.2010	MYR	30.1415	30.1164	30.0788	30.0413
33.0971	33.0971	SAR	32.0140	31.9874	31.9475	31.9075
33.8193	33.8193	AED	32.9390	32.9117	32.8709	32.8301
18.3506	18.3506	CNY	17.8433	17.8287	17.8068	17.7848

2.(A) Usance Rate:

Currency	30 DAYS	60 DAYS	90 DAYS	120 DAYS	180 DAYS
USD	120.6294	119.2507	117.8719	116.4473	113.6439
GBP	161.4416	159.5936	157.7456	155.8359	152.0783
EUR	140.5589	138.9490	137.3391	135.6755	132.4020

2.(B) Forward Rates (Its an indicative rate, actual should be collected from the dealing room):

	Currency	30 DAYS	60 DAYS	90 DAYS	180 DAYS
Selling Rate	USD	123.9138	124.4892	125.0646	126.9362
Buying Rate	USD	122.4186	122.9873	123.5559	125.3653

3. Selling and Buying Rates of Foreign Currency Notes (Cash) for 1 Unit of Foreign Currency against BDT:

SELLING	CURRENCY	BUYING	SELLING	CURRENCY	BUYING
123.0000	USD	122.0000	145.0000	EUR	140.0000
165.0000	GBP	159.0000	33.5000	AED	31.0000
33.2000	SAR	32.2000	96.5000	SGD	93.0000
86.0000	AUD	81.0000	31.3000	MYR	30.0000
90.0000	CAD	85.0000	0.8500	JPY	0.7500
33.5000	QAR	31.5000	1.4200	INR	1.3000
400.0000	KWD	370.0000	15.0000	HKD	11.0000
18.0000	CNY	16.5000	310.0000	BHD	300.0000
315.0000	OMR	305.0000	4.3000	THB	3.9000
86.0000	BND	79.0000	0.9200	NPR	0.8200
165.0000	JOD	155.0000			

NOTE: Cash selling and buying rates for all other currencies will be same as TT & OD and OD Transfer respectively mentioned under serial number 1.

4. SOFR:

Benchmark	1 Month	3 Months	6 Months	12 Months
SOFR	3.6600%	3.6773%	3.6984%	3.7386%

5. Deposit Rates:

(A) NFCD/FC Account	3 M to 1Yr	1 to 3 Years	3 to 5 Years
USD	3.8109%	4.0609%	4.3109%
GBP	4.3210%	4.5710%	4.8210%
EUR	0.0000%	0.0000%	0.0000%

Note: Interest on FC account is applicable only for balance not less than USD 1000, GBP 500 or equivalent in other currencies lying in the accounts for three months or longer period.

(B) RFCD Account	1 Month	3 Months	6 Months & Above
USD	2.1600%	2.1773%	2.1984%

Note: Interest on RFCD account will be payable as per the FE Circular No. 28 Date: October 31, 2024 of Bangladesh Bank.


6. Indicative Cross Rate of 1 USD with ACU mechanism countries:


Currency	PKR	INR	LKR	NPR	IRR	MMK	BTN	MVR
USD 1 =	278.8000	92.5440	315.0000	148.1000	1314460.0000	2093.7000	93.0075	15.4200


7. Indicative Cross Rates in Tokyo/Hongkong/Singapore Market

Currency	GBP/USD	EUR/USD	AUD/USD	USD/JPY	USD/SGD	USD/CAD	USD/MYR	USD/CHF	USD/CNY
Selling	1.3409	1.1680	0.7062	158.3700	1.2743	1.3836	3.9850	0.7898	6.8308
Buying	1.3404	1.1677	0.7059	158.4100	1.2751	1.3840	3.9900	0.7901	6.8314

N.B: All the quoted rates are indicative. Please note that Bank reserves the right to change the quoted rates without prior notice and adjust the difference amount due to rate fluctuation. AD branches are requested to collect actual dealing rates from dealing room. Processed by Md.Nasir Uddin and Checked by Md. Rasheduzzaman


MD. ABU MUNAYEM
PRINCIPAL OFFICER


MD. MAHAMOOD HOSSAIN
SENIOR PRINCIPAL OFFICER


MD. HUMAYUN KABIR
DGM & HEAD OF TREASURY