

For the Use of ADs of
Agrani Bank PLC.

Agrani Bank PLC.
Treasury Division
Dealing Room (Front Office)
Head Office, Dhaka



Exchange Rate Circular No. 64/26

Effective Date: 13-Apr-2026 to 14-Apr-2026

Phone No. 02223384902, 02223383978
treasury@agranibank.org
agranidealers@gmail.com

1. Dealing rates of Agrani Bank PLC for 1 Unit of Foreign Currency against BDT:

SPOT SELLING		Currency	SPOT BUYING			
T.T & O.D	B.C.		TT CLEAN	TT DOC	OD Sight Exp Bill	OD Transfer
123.3000	123.3000	USD	122.1000	122.0000	121.8500	121.7000
167.6660	167.6660	GBP	161.5896	161.4556	161.2546	161.0537
148.9254	148.9254	EUR	141.6983	141.5814	141.4061	141.2308
0.8220	0.8220	JPY	0.7524	0.7517	0.7508	0.7499
89.0416	89.0416	AUD	85.7851	85.7148	85.6093	85.5038
90.7310	90.7310	CAD	87.7998	87.7277	87.6195	87.5113
158.0011	158.0011	CHF	153.8272	153.7010	153.5116	153.3222
98.7952	98.7952	SGD	95.4947	95.4163	95.2988	95.1813
31.3023	31.3023	MYR	30.2338	30.2087	30.1710	30.1333
33.1181	33.1181	SAR	32.0340	32.0073	31.9674	31.9274
33.8193	33.8193	AED	32.9390	32.9117	32.8709	32.8301
18.3450	18.3450	CNY	17.8371	17.8224	17.8005	17.7785

2.(A) Usance Rate:

Currency	30 DAYS	60 DAYS	90 DAYS	120 DAYS	180 DAYS
USD	120.6294	119.2507	117.8719	116.4473	113.6439
GBP	161.3692	159.5220	157.6748	155.7661	152.0101
EUR	140.6795	139.0682	137.4569	135.7919	132.5156

2.(B) Forward Rates (Its an indicative rate, actual should be collected from the dealing room):

	Currency	30 DAYS	60 DAYS	90 DAYS	180 DAYS
Selling Rate	USD	123.9138	124.4892	125.0646	126.9362
Buying Rate	USD	122.4186	122.9873	123.5559	125.3653

3. Selling and Buying Rates of Foreign Currency Notes (Cash) for 1 Unit of Foreign Currency against BDT:

SELLING	CURRENCY	BUYING	SELLING	CURRENCY	BUYING
123.0000	USD	122.0000	145.0000	EUR	140.0000
165.0000	GBP	159.0000	33.5000	AED	31.0000
33.2000	SAR	32.2000	96.5000	SGD	93.0000
86.0000	AUD	81.0000	31.3000	MYR	30.0000
90.0000	CAD	85.0000	0.8500	JPY	0.7500
33.5000	QAR	31.5000	1.4200	INR	1.3000
400.0000	KWD	370.0000	15.0000	HKD	11.0000
18.0000	CNY	16.5000	310.0000	BHD	300.0000
315.0000	OMR	305.0000	4.3000	THB	3.9000
86.0000	BND	79.0000	0.9200	NPR	0.8200
165.0000	JOD	155.0000			

NOTE: Cash selling and buying rates for all other currencies will be same as TT & OD and OD Transfer respectively mentioned under serial number 1.

4. SOFR:

Benchmark	1 Month	3 Months	6 Months	12 Months
SOFR	3.6518%	3.6687%	3.6818%	3.6851%

5. Deposit Rates:

(A) NFCD/FC Account	3 M to 1Yr	1 to 3 Years	3 to 5 Years
USD	3.8109%	4.0609%	4.3109%
GBP	4.3210%	4.5710%	4.8210%
EUR	0.0000%	0.0000%	0.0000%

Note: Interest on FC account is applicable only for balance not less than USD 1000, GBP 500 or equivalent in other currencies lying in the accounts for three months or longer period.

(B) RFCD Account	1 Month	3 Months	6 Months & Above
USD	2.1518%	2.1687%	2.1818%

Note: Interest on RFCD account will be payable as per the FE Circular No. 28 Date: October 31, 2024 of Bangladesh Bank.


6. Indicative Cross Rate of 1 USD with ACU mechanism countries:


Currency	PKR	INR	LKR	NPR	IRR	MMK	BTN	MVR
USD 1 =	280.8000	93.3300	315.4000	149.3300	1314970.0000	2093.7000	93.0700	15.4200


7. Indicative Cross Rates in Tokyo/Hongkong/Singapore Market

Currency	GBP/USD	EUR/USD	AUD/USD	USD/JPY	USD/SGD	USD/CAD	USD/MYR	USD/CHF	USD/CNY
Selling	1.3406	1.1689	0.7035	159.7100	1.2758	1.3860	3.9720	0.7918	6.8329
Buying	1.3398	1.1687	0.7034	159.7400	1.2766	1.3864	3.9780	0.7921	6.8338

N.B: All the quoted rates are indicative. Please note that Bank reserves the right to change the quoted rates without prior notice and adjust the difference amount due to rate fluctuation. AD branches are requested to collect actual dealing rates from dealing room. Processed by Md.Nasir Uddin and Checked by Md. Rasheduzzaman


MD. ABU MUNAYEM
PRINCIPAL OFFICER


MD. MAHAMOOD HOSSAIN
SENIOR PRINCIPAL OFFICER


MD. HUMAYUN KABIR
DGM & HEAD OF TREASURY