

# Agrani Bank PLC.

For the Use of ADs of  
Agrani Bank PLC.

Treasury Division  
Dealing Room (Front Office)  
Head Office, Dhaka

Exchange Rate Circular No. 65/26

Effective Date: Wednesday, April 15, 2026

Phone No.02223383978

[treasury@agranibank.org](mailto:treasury@agranibank.org)

[agranidealers@gmail.com](mailto:agranidealers@gmail.com)

1. Dealing rates of Agrani Bank PLC for 1 Unit of Foreign Currency against BDT:

SPOT SELLING		Currency	SPOT BUYING			
T.T & O.D	B.C.		TT CLEAN	TT DOC	OD Sight Exp Bill	OD Transfer
123.3000	123.3000	USD	122.1000	122.0000	121.8500	121.7000
169.7004	169.7004	GBP	163.6042	163.4686	163.2652	163.0617
150.1707	150.1707	EUR	142.9437	142.8258	142.6490	142.4721
0.8257	0.8257	JPY	0.7559	0.7553	0.7544	0.7534
90.2499	90.2499	AUD	85.5300	85.4598	85.3546	85.2494
91.2735	91.2735	CAD	88.3560	88.2834	88.1745	88.0656
160.1343	160.1343	CHF	155.9180	155.7900	155.5981	155.4062
99.1831	99.1831	SGD	95.8783	95.7997	95.6817	95.5637
31.4910	31.4910	MYR	30.4279	30.4026	30.3647	30.3267
33.1207	33.1207	SAR	32.0409	32.0143	31.9743	31.9343
33.8193	33.8193	AED	32.9390	32.9117	32.8709	32.8301
18.3874	18.3874	CNY	17.8790	17.8643	17.8423	17.8203

2.(A) Usance Rate:

Currency	30 DAYS	60 DAYS	90 DAYS	120 DAYS	180 DAYS
USD	120.6294	119.2507	117.8719	116.4473	113.6439
GBP	163.3596	161.4897	159.6197	157.6874	153.8852
EUR	141.9100	140.2846	138.6592	136.9797	133.6748

2.(B) Forward Rates (Its an indicative rate, actual should be collected from the dealing room):

	Currency	30 DAYS	60 DAYS	90 DAYS	180 DAYS
Selling Rate	USD	123.9138	124.4892	125.0646	126.9362
Buying Rate	USD	122.4186	122.9873	123.5559	125.3653

3. Selling and Buying Rates of Foreign Currency Notes (Cash) for 1 Unit of Foreign Currency against BDT:

SELLING	CURRENCY	BUYING	SELLING	CURRENCY	BUYING
123.0000	USD	122.0000	145.5000	EUR	141.0000
165.0000	GBP	159.0000	33.5000	AED	31.0000
33.2000	SAR	32.2000	96.5000	SGD	93.0000
86.0000	AUD	81.0000	31.3000	MYR	30.0000
90.0000	CAD	85.0000	0.8500	JPY	0.7500
33.5000	QAR	31.5000	1.4400	INR	1.3200
400.0000	KWD	370.0000	15.0000	HKD	11.0000
18.0000	CNY	16.5000	310.0000	BHD	300.0000
315.0000	OMR	305.0000	4.3000	THB	3.9000
86.0000	BND	79.0000	0.9200	NPR	0.8200
165.0000	JOD	155.0000			

**NOTE:** Cash selling and buying rates for all other currencies will be same as TT & OD and OD Transfer respectively mentioned under serial number 1.

4. SOFR:

Benchmark	1 Month	3 Months	6 Months	12 Months
SOFR	3.6547%	3.6731%	3.6916%	3.7027%

5. Deposit Rates:

(A) NFCD/FC Account	3 M to 1Yr	1 to 3 Years	3 to 5 Years
USD	3.8109%	4.0609%	4.3109%
GBP	4.3210%	4.5710%	4.8210%
EUR	0.0000%	0.0000%	0.0000%

**Note:** Interest on FC account is applicable only for balance not less than USD 1000, GBP 500 or equivalent in other currencies lying in the accounts for three months or longer period.

(B) RFCD Account	1 Month	3 Months	6 Months & Above
USD	2.1547%	2.1731%	2.1916%

**Note:** Interest on RFCD account will be payable as per the FE Circular No. 28 Date: October 31, 2024 of Bangladesh Bank.

6. Indicative Cross Rate of 1 USD with ACU mechanism countries:


Currency	PKR	INR	LKR	NPR	IRR	MMK	BTN	MVR
USD 1 =	278.7000	93.1288	315.0000	149.0100	1317480.0000	2093.7000	93.0820	15.4200


7. Indicative Cross Rates in Tokyo/Hongkong/Singapore Market


Currency	GBP/USD	EUR/USD	AUD/USD	USD/JPY	USD/SGD	USD/CAD	USD/MYR	USD/CHF	USD/CNY
Selling	1.3571	1.1790	0.7133	158.9600	1.2707	1.3776	3.9480	0.7811	6.8169
Buying	1.3563	1.1789	0.7013	159.0000	1.2715	1.3777	3.9530	0.7815	6.8178

**N.B:** All the quoted rates are indicative. Please note that Bank reserves the right to change the quoted rates without prior notice and adjust the difference amount due to rate fluctuation. AD branches are requested to collect actual dealing rates from dealing room.

Processed by Md.Nasir Uddin and Checked by Md. Rasheduzzaman

  
MD. ABU MUNAYEM  
PRINCIPAL OFFICER

  
MD. MAHAMOOD HOSSAIN  
SENIOR PRINCIPAL OFFICER

  
MD. HUMAYUN KABIR  
DGM & HEAD OF TREASURY