

Agrani Bank PLC.
Treasury Division
Dealing Room (Front Office)
Head Office, Dhaka

For the Use of ADs of
Agrani Bank PLC.

Exchange Rate Circular No. 66/26

Effective Date: 16-Apr-2026 to 18-Apr-2026

Phone No. 02223384902, 02223383978
treasury@agranibank.org
agranidealers@gmail.com

1. Dealing rates of Agrani Bank PLC for 1 Unit of Foreign Currency against BDT:

SPOT SELLING		Currency	SPOT BUYING			
T.T & O.D	B.C.		TT CLEAN	TT DOC	OD Sight Exp Bill	OD Transfer
123.3000	123.3000	USD	122.1000	122.0000	121.8500	121.7000
169.8607	169.8607	GBP	163.7630	163.6272	163.4236	163.2199
150.4543	150.4543	EUR	143.2123	143.0942	142.9170	142.7399
0.8269	0.8269	JPY	0.7573	0.7567	0.7558	0.7548
90.9897	90.9897	AUD	87.6777	87.6058	87.4980	87.3901
91.6716	91.6716	CAD	88.7307	88.6578	88.5484	88.4391
160.2759	160.2759	CHF	156.0581	155.9300	155.7379	155.5458
99.2978	99.2978	SGD	95.9917	95.9130	95.7949	95.6768
31.4910	31.4910	MYR	30.4357	30.4104	30.3725	30.3345
33.1269	33.1269	SAR	32.0426	32.0160	31.9760	31.9360
33.8093	33.8093	AED	32.9408	32.9135	32.8727	32.8319
18.3858	18.3858	CNY	17.8780	17.8633	17.8413	17.8193

2.(A) Usance Rate:

Currency	30 DAYS	60 DAYS	90 DAYS	120 DAYS	180 DAYS
USD	120.6294	119.2507	117.8719	116.4473	113.6439
GBP	163.5164	161.6447	159.7730	157.8388	154.0330
EUR	142.1754	140.5470	138.9186	137.2359	133.9248

2.(B) Forward Rates (Its an indicative rate, actual should be collected from the dealing room):

	Currency	30 DAYS	60 DAYS	90 DAYS	180 DAYS
Selling Rate	USD	123.9138	124.4892	125.0646	126.9362
Buying Rate	USD	122.4186	122.9873	123.5559	125.3653

3. Selling and Buying Rates of Foreign Currency Notes (Cash) for 1 Unit of Foreign Currency against BDT:

SELLING	CURRENCY	BUYING	SELLING	CURRENCY	BUYING
123.0000	USD	122.0000	145.5000	EUR	141.0000
165.0000	GBP	159.0000	33.5000	AED	31.0000
33.2000	SAR	32.2000	96.5000	SGD	93.0000
86.0000	AUD	81.0000	31.3000	MYR	30.0000
90.0000	CAD	85.0000	0.8500	JPY	0.7500
33.5000	QAR	31.5000	1.4400	INR	1.3200
400.0000	KWD	370.0000	15.0000	HKD	11.0000
18.0000	CNY	16.5000	310.0000	BHD	300.0000
315.0000	OMR	305.0000	4.3000	THB	3.9000
86.0000	BND	79.0000	0.9200	NPR	0.8200
165.0000	JOD	155.0000			

NOTE: Cash selling and buying rates for all other currencies will be same as TT & OD and OD Transfer respectively mentioned under serial number 1.

4. SOFR:

Benchmark	1 Month	3 Months	6 Months	12 Months
SOFR	3.6644%	3.6795%	3.6955%	3.7102%

5. Deposit Rates:

(A) NFCD/FC Account	3 M to 1Yr	1 to 3 Years	3 to 5 Years
USD	3.8109%	4.0609%	4.3109%
GBP	4.3210%	4.5710%	4.8210%
EUR	0.0000%	0.0000%	0.0000%

Note: Interest on FC account is applicable only for balance not less than USD 1000, GBP 500 or equivalent in other currencies lying in the accounts for three months or longer period.

(B) RFCD Account	1 Month	3 Months	6 Months & Above
USD	2.1644%	2.1795%	2.1955%

Note: Interest on RFCD account will be payable as per the FE Circular No. 28 Date: October 31, 2024 of Bangladesh Bank.


6. Indicative Cross Rate of 1 USD with ACU mechanism countries:


Currency	PKR	INR	LKR	NPR	IRR	MMK	BTN	MVR
USD 1 =	280.8000	93.2910	315.3500	149.2100	1320220.0000	2093.7000	93.4580	15.4200


7. Indicative Cross Rates in Tokyo/Hongkong/Singapore Market

Currency	GBP/USD	EUR/USD	AUD/USD	USD/JPY	USD/SGD	USD/CAD	USD/MYR	USD/CHF	USD/CNY
Selling	1.3584	1.1813	0.7193	158.7000	1.2692	1.3715	3.9480	0.7804	6.8175
Buying	1.3576	1.1811	0.7189	158.7100	1.2700	1.3719	3.9520	0.7808	6.8182

N.B: All the quoted rates are indicative. Please note that Bank reserves the right to change the quoted rates without prior notice and adjust the difference amount due to rate fluctuation. AD branches are requested to collect actual dealing rates from dealing room. Processed by Md.Nasir Uddin and Checked by Md. Rasheduzzaman


MD. ABU MUNAYEM
PRINCIPAL OFFICER


MD. MAHAMOOD HOSSAIN
SENIOR PRINCIPAL OFFICER


MD. HUMAYUN KABIR
DGM & HEAD OF TREASURY