

# Agrani Bank PLC.

For the Use of ADs of  
Agrani Bank PLC.

Treasury Division  
Dealing Room (Front Office)  
Head Office, Dhaka

Exchange Rate Circular No. 67/26

Effective Date: Sunday, April 19, 2026

Phone No.02223383978  
[treasury@agranibank.org](mailto:treasury@agranibank.org)  
[agranidealers@gmail.com](mailto:agranidealers@gmail.com)

1. Dealing rates of Agrani Bank PLC for 1 Unit of Foreign Currency against BDT:

SPOT SELLING		Currency	SPOT BUYING			
T.T & O.D	B.C.		TT CLEAN	TT DOC	OD Sight Exp Bill	OD Transfer
123.2000	123.2000	USD	122.0000	121.9000	121.7500	121.6000
168.9241	168.9241	GBP	162.8708	162.7357	162.5330	162.3302
149.7448	149.7448	EUR	142.4964	142.3788	142.2024	142.0259
0.8267	0.8267	JPY	0.7569	0.7563	0.7554	0.7544
90.6344	90.6344	AUD	87.3252	87.2535	87.1461	87.0386
91.7430	91.7430	CAD	88.8201	88.7471	88.6376	88.5280
159.8852	159.8852	CHF	155.6902	155.5624	155.3705	155.1787
99.1884	99.1884	SGD	95.8601	95.7814	95.6633	95.5453
31.4499	31.4499	MYR	30.3870	30.3617	30.3238	30.2859
33.1046	33.1046	SAR	32.0212	31.9945	31.9546	31.9146
33.7857	33.7857	AED	32.9099	32.8827	32.8419	32.8010
18.3727	18.3727	CNY	17.8628	17.8481	17.8261	17.8041

2.(A) Usance Rate:

Currency	30 DAYS	60 DAYS	90 DAYS	120 DAYS	180 DAYS
USD	120.5306	119.1530	117.7754	116.3519	113.5508
GBP	162.6350	160.7734	158.9117	156.9880	153.2026
EUR	141.4681	139.8478	138.2274	136.5531	133.2585

2.(B) Forward Rates (Its an indicative rate, actual should be collected from the dealing room):

	Currency	30 DAYS	60 DAYS	90 DAYS	180 DAYS
Selling Rate	USD	123.8133	124.3882	124.9631	126.8332
Buying Rate	USD	122.3182	122.8863	123.4545	125.2624

3. Selling and Buying Rates of Foreign Currency Notes (Cash) for 1 Unit of Foreign Currency against BDT:

SELLING	CURRENCY	BUYING	SELLING	CURRENCY	BUYING
123.0000	USD	122.0000	145.5000	EUR	141.0000
165.0000	GBP	159.0000	33.5000	AED	31.0000
33.2000	SAR	32.2000	96.5000	SGD	93.0000
86.0000	AUD	81.0000	31.3000	MYR	30.0000
90.0000	CAD	85.0000	0.8500	JPY	0.7500
33.5000	QAR	31.5000	1.4400	INR	1.3200
400.0000	KWD	370.0000	15.0000	HKD	11.0000
18.0000	CNY	16.5000	310.0000	BHD	300.0000
315.0000	OMR	305.0000	4.3000	THB	3.9000
86.0000	BND	79.0000	0.9200	NPR	0.8200
165.0000	JOD	155.0000			

**NOTE:** Cash selling and buying rates for all other currencies will be same as TT & OD and OD Transfer respectively mentioned under serial number 1.

4. SOFR:

Benchmark	1 Month	3 Months	6 Months	12 Months
SOFR	3.6610%	3.6752%	3.6877%	3.6909%

5. Deposit Rates:

(A) NFCD/FC Account	3 M to 1Yr	1 to 3 Years	3 to 5 Years
USD	3.8109%	4.0609%	4.3109%
GBP	4.3210%	4.5710%	4.8210%
EUR	0.0000%	0.0000%	0.0000%

**Note:** Interest on FC account is applicable only for balance not less than USD 1000, GBP 500 or equivalent in other currencies lying in the accounts for three months or longer period.

(B) RFCD Account	1 Month	3 Months	6 Months & Above
USD	2.1610%	2.1752%	2.1877%

**Note:** Interest on RFCD account will be payable as per the FE Circular No. 28 Date: October 31, 2024 of Bangladesh Bank.


6. Indicative Cross Rate of 1 USD with ACU mechanism countries:


Currency	PKR	INR	LKR	NPR	IRR	MMK	BTN	MVR
USD 1 =	278.6000	92.5980	315.9000	148.6800	1320930.0000	2093.7000	92.5980	15.4200


7. Indicative Cross Rates in Tokyo/Hongkong/Singapore Market

Currency	GBP/USD	EUR/USD	AUD/USD	USD/JPY	USD/SGD	USD/CAD	USD/MYR	USD/CHF	USD/CNY
Selling	1.3519	1.1765	0.7170	158.6100	1.2696	1.3693	3.9500	0.7817	6.8169
Buying	1.3514	1.1762	0.7166	158.6600	1.2707	1.3694	3.9550	0.7820	6.8184

**N.B:** All the quoted rates are indicative. Please note that Bank reserves the right to change the quoted rates without prior notice and adjust the difference amount due to rate fluctuation. AD branches are requested to collect actual dealing rates from dealing room. Processed by Md.Nasir Uddin and Checked by Md. Rasheduzzaman

  
MD. ABU MUNAYEM  
PRINCIPAL OFFICER

  
MD. MAHAMOOD HOSSAIN  
SENIOR PRINCIPAL OFFICER

  
MD. HUMAYUN KABIR  
DGM & HEAD OF TREASURY