

Agrani Bank PLC.

For the Use of ADs of
Agrani Bank PLC.

Treasury Division
Dealing Room (Front Office)
Head Office, Dhaka

Exchange Rate Circular No. 68/26

Effective Date: Monday, April 20, 2026

Phone No.02223383978
treasury@agranibank.org
agranidealers@gmail.com

1. Dealing rates of Agrani Bank PLC for 1 Unit of Foreign Currency against BDT:

SPOT SELLING		Currency	SPOT BUYING			
T.T & O.D	B.C.		TT CLEAN	TT DOC	OD Sight Exp Bill	OD Transfer
123.2000	123.2000	USD	122.0000	121.9000	121.7500	121.6000
168.7762	168.7762	GBP	162.7366	162.6016	162.3990	162.1965
149.6832	149.6832	EUR	142.4476	142.3300	142.1537	141.9773
0.8254	0.8254	JPY	0.7558	0.7552	0.7543	0.7533
90.4496	90.4496	AUD	87.1666	87.0951	86.9878	86.8805
91.7430	91.7430	CAD	88.8201	88.7471	88.6376	88.5280
159.7845	159.7845	CHF	155.5905	155.4627	155.2711	155.0794
98.9977	98.9977	SGD	95.7469	95.6683	95.5504	95.4325
31.4262	31.4262	MYR	30.3636	30.3384	30.3005	30.2626
33.1046	33.1046	SAR	32.0212	31.9945	31.9546	31.9146
33.7821	33.7821	AED	32.9135	32.8863	32.8455	32.8046
18.3677	18.3677	CNY	17.8596	17.8449	17.8230	17.8010

2.(A) Usance Rate:

Currency	30 DAYS	60 DAYS	90 DAYS	120 DAYS	180 DAYS
USD	120.5306	119.1530	117.7754	116.3519	113.5508
GBP	162.5024	160.6423	158.7821	156.8600	153.0777
EUR	141.4199	139.8001	138.1803	136.5066	133.2131

2.(B) Forward Rates (Its an indicative rate, actual should be collected from the dealing room):

	Currency	30 DAYS	60 DAYS	90 DAYS	180 DAYS
Selling Rate	USD	123.8481	124.4556	125.0632	127.0789
Buying Rate	USD	122.3504	122.9508	123.5512	125.4999

3. Selling and Buying Rates of Foreign Currency Notes (Cash) for 1 Unit of Foreign Currency against BDT:

SELLING	CURRENCY	BUYING	SELLING	CURRENCY	BUYING
123.0000	USD	122.0000	145.5000	EUR	141.0000
165.0000	GBP	159.0000	33.5000	AED	31.0000
33.0000	SAR	32.2000	96.5000	SGD	93.0000
86.0000	AUD	81.0000	31.3000	MYR	30.0000
90.0000	CAD	85.0000	0.8500	JPY	0.7500
33.5000	QAR	31.5000	1.4400	INR	1.3200
400.0000	KWD	370.0000	15.0000	HKD	11.0000
18.0000	CNY	16.5000	310.0000	BHD	300.0000
315.0000	OMR	305.0000	4.3000	THB	3.9000
86.0000	BND	79.0000	0.9200	NPR	0.8200
165.0000	JOD	155.0000			

NOTE: Cash selling and buying rates for all other currencies will be same as TT & OD and OD Transfer respectively mentioned under serial number 1.

4. SOFR:

Benchmark	1 Month	3 Months	6 Months	12 Months
SOFR	3.6610%	3.6752%	3.6877%	3.6909%

5. Deposit Rates:

(A) NFCD/FC Account	3 M to 1Yr	1 to 3 Years	3 to 5 Years
USD	3.8109%	4.0609%	4.3109%
GBP	4.3210%	4.5710%	4.8210%
EUR	0.0000%	0.0000%	0.0000%

Note: Interest on FC account is applicable only for balance not less than USD 1000, GBP 500 or equivalent in other currencies lying in the accounts for three months or longer period.

(B) RFCD Account	1 Month	3 Months	6 Months & Above
USD	2.1610%	2.1752%	2.1877%

Note: Interest on RFCD account will be payable as per the FE Circular No. 28 Date: October 31, 2024 of Bangladesh Bank.


6. Indicative Cross Rate of 1 USD with ACU mechanism countries:


Currency	PKR	INR	LKR	NPR	IRR	MMK	BTN	MVR
USD 1 =	278.6000	92.7750	316.4000	148.4400	1320930.0000	2093.7000	92.5980	15.4200


7. Indicative Cross Rates in Tokyo/Hongkong/Singapore Market

Currency	GBP/USD	EUR/USD	AUD/USD	USD/JPY	USD/SGD	USD/CAD	USD/MYR	USD/CHF	USD/CNY
Selling	1.3507	1.1760	0.7155	158.8800	1.2721	1.3693	3.9530	0.7822	6.8188
Buying	1.3503	1.1758	0.7153	158.8900	1.2722	1.3694	3.9580	0.7825	6.8196

N.B: All the quoted rates are indicative. Please note that Bank reserves the right to change the quoted rates without prior notice and adjust the difference amount due to rate fluctuation. AD branches are requested to collect actual dealing rates from dealing room. Processed by Md.Nasir Uddin and Checked by Md. Rasheduzzaman


MD. ABU MUNAYEM
PRINCIPAL OFFICER


MD. MAHAMOOD HOSSAIN
SENIOR PRINCIPAL OFFICER


MD. HUMAYUN KABIR
DGM & HEAD OF TREASURY