

Agrani Bank PLC.
Treasury Division
Dealing Room (Front Office)
Head Office, Dhaka

For the Use of ADs of
Agrani Bank PLC.

THURSDAY

Exchange Rate Circular No. 71/26

Effective Date: 23-Apr-2026 to 25-Apr-2026

Phone No. 02223384902, 02223383978
treasury@agranibank.org
agranidealers@gmail.com

1. Dealing rates of Agrani Bank PLC for 1 Unit of Foreign Currency against BDT:

SPOT SELLING		Currency	SPOT BUYING			
T.T & O.D	B.C.		TT CLEAN	TT DOC	OD Sight Exp Bill	OD Transfer
123.2000	123.2000	USD	122.0000	121.9000	121.7500	121.6000
168.5298	168.5298	GBP	162.5048	162.3700	162.1677	161.9654
148.9070	148.9070	EUR	141.6790	141.5621	141.3866	141.2112
0.8223	0.8223	JPY	0.7527	0.7521	0.7511	0.7502
90.2648	90.2648	AUD	86.9958	86.9244	86.8173	86.7102
91.8680	91.8680	CAD	88.9308	88.8577	88.7481	88.6384
159.1028	159.1028	CHF	154.9160	154.7888	154.5979	154.4071
98.6563	98.6563	SGD	95.3715	95.2932	95.1757	95.0583
31.3476	31.3476	MYR	30.2860	30.2608	30.2230	30.1852
33.1107	33.1107	SAR	32.0264	31.9997	31.9597	31.9198
33.7903	33.7903	AED	32.9145	32.8872	32.8464	32.8056
18.3323	18.3323	CNY	17.8240	17.8094	17.7874	17.7655

2.(A) Usance Rate:

Currency	30 DAYS	60 DAYS	90 DAYS	120 DAYS	180 DAYS
USD	120.5306	119.1530	117.7754	116.3519	113.5508
GBP	162.2734	160.4159	158.5584	156.6389	152.8619
EUR	140.6605	139.0494	137.4383	135.7736	132.4977

2.(B) Forward Rates (Its an indicative rate, actual should be collected from the dealing room):

	Currency	30 DAYS	60 DAYS	90 DAYS	180 DAYS
Selling Rate	USD	123.8481	124.4556	125.0632	127.0789
Buying Rate	USD	122.3504	122.9508	123.5512	125.4999

3. Selling and Buying Rates of Foreign Currency Notes (Cash) for 1 Unit of Foreign Currency against BDT:

SELLING	CURRENCY	BUYING	SELLING	CURRENCY	BUYING
123.0000	USD	122.0000	145.5000	EUR	141.0000
165.0000	GBP	159.0000	33.5000	AED	31.0000
33.0000	SAR	32.2000	96.5000	SGD	93.0000
86.0000	AUD	81.0000	31.3000	MYR	30.0000
90.0000	CAD	85.0000	0.8500	JPY	0.7500
33.5000	QAR	31.5000	1.4400	INR	1.3200
400.0000	KWD	370.0000	15.0000	HKD	11.0000
18.0000	CNY	16.5000	310.0000	BHD	300.0000
315.0000	OMR	305.0000	4.3000	THB	3.9000
86.0000	BND	79.0000	0.9200	NPR	0.8200
165.0000	JOD	155.0000			

NOTE: Cash selling and buying rates for all other currencies will be same as TT & OD and OD Transfer respectively mentioned under serial number 1.

4. SOFR:

Benchmark	1 Month	3 Months	6 Months	12 Months
SOFR	3.6523%	3.6661%	3.6695%	3.6531%

5. Deposit Rates:

(A) NFCD/FC Account	3 M to 1Yr	1 to 3 Years	3 to 5 Years
USD	3.8109%	4.0609%	4.3109%
GBP	4.3210%	4.5710%	4.8210%
EUR	0.0000%	0.0000%	0.0000%

Note: Interest on FC account is applicable only for balance not less than USD 1000, GBP 500 or equivalent in other currencies lying in the accounts for three months or longer period.

(B) RFCD Account	1 Month	3 Months	6 Months & Above
USD	2.1523%	2.1661%	2.1695%

Note: Interest on RFCD account will be payable as per the FE Circular No. 28 Date: October 31, 2024 of Bangladesh Bank.


6. Indicative Cross Rate of 1 USD with ACU mechanism countries:


Currency	PKR	INR	LKR	NPR	IRR	MMK	BTN	MVR
USD 1 =	278.2700	94.1350	316.8500	150.6200	1318270.0000	2093.7000	93.7950	15.4200


7. Indicative Cross Rates in Tokyo/Hongkong/Singapore Market

Currency	GBP/USD	EUR/USD	AUD/USD	USD/JPY	USD/SGD	USD/CAD	USD/MYR	USD/CHF	USD/CNY
Selling	1.3487	1.1697	0.7140	159.5300	1.2766	1.3674	3.9630	0.7856	6.8322
Buying	1.3484	1.1695	0.7139	159.5400	1.2772	1.3677	3.9680	0.7859	6.8332

N.B: All the quoted rates are indicative. Please note that Bank reserves the right to change the quoted rates without prior notice and adjust the difference amount due to rate fluctuation. AD branches are requested to collect actual dealing rates from dealing room. Processed by Md.Nasir Uddin and Checked by Md. Abu Munayem


MD. ABU MUNAYEM
PRINCIPAL OFFICER


MD. MAHBUBUL ISLAM
ASSISTANT GENERAL MANAGER


MD. HUMAYUN KABIR
DGM & HEAD OF TREASURY