

# Agrani Bank PLC.

For the Use of ADs of  
Agrani Bank PLC.

Treasury Division  
Dealing Room (Front Office)  
Head Office, Dhaka

Exchange Rate Circular No. 72/26

Effective Date: Sunday, April 26, 2026

Phone No.02223383978

[treasury@agranibank.org](mailto:treasury@agranibank.org)  
[agranidealers@gmail.com](mailto:agranidealers@gmail.com)

1. Dealing rates of Agrani Bank PLC for 1 Unit of Foreign Currency against BDT:

SPOT SELLING		Currency	SPOT BUYING			
T.T & O.D	B.C.		TT CLEAN	TT DOC	OD Sight Exp Bill	OD Transfer
123.2000	123.2000	USD	122.0000	121.9000	121.7500	121.6000
169.1212	169.1212	GBP	163.0660	162.9307	162.7278	162.5248
149.2027	149.2027	EUR	141.9474	141.8302	141.6545	141.4787
0.8230	0.8230	JPY	0.7533	0.7527	0.7518	0.7508
90.4496	90.4496	AUD	87.1422	87.0707	86.9634	86.8562
91.9075	91.9075	CAD	88.9831	88.9099	88.8002	88.6904
159.2227	159.2227	CHF	155.0346	154.9073	154.7163	154.5253
98.7169	98.7169	SGD	95.4388	95.3605	95.2429	95.1254
31.3554	31.3554	MYR	30.2860	30.2608	30.2230	30.1852
33.1072	33.1072	SAR	32.0255	31.9989	31.9589	31.9189
33.7857	33.7857	AED	32.9090	32.8818	32.8410	32.8001
18.3225	18.3225	CNY	17.8149	17.8002	17.7783	17.7564

2.(A) Usance Rate:

Currency	30 DAYS	60 DAYS	90 DAYS	120 DAYS	180 DAYS
USD	120.5306	119.1530	117.7754	116.3519	113.5508
GBP	162.8279	160.9640	159.1001	157.1741	153.3843
EUR	140.9257	139.3116	137.6974	136.0295	132.7475

2.(B) Forward Rates (Its an indicative rate, actual should be collected from the dealing room):

	Currency	30 DAYS	60 DAYS	90 DAYS	180 DAYS
Selling Rate	USD	123.8481	124.4556	125.0632	127.0789
Buying Rate	USD	122.3504	122.9508	123.5512	125.4999

3. Selling and Buying Rates of Foreign Currency Notes (Cash) for 1 Unit of Foreign Currency against BDT:

SELLING	CURRENCY	BUYING	SELLING	CURRENCY	BUYING
123.0000	USD	122.0000	145.5000	EUR	141.0000
165.0000	GBP	159.0000	33.5000	AED	31.0000
33.0000	SAR	32.2000	96.5000	SGD	93.0000
86.0000	AUD	81.0000	31.3000	MYR	30.0000
90.0000	CAD	85.0000	0.8500	JPY	0.7500
33.5000	QAR	31.5000	1.4400	INR	1.3200
400.0000	KWD	370.0000	15.0000	HKD	11.0000
18.0000	CNY	16.5000	310.0000	BHD	300.0000
315.0000	OMR	305.0000	4.3000	THB	3.9000
86.0000	BND	79.0000	0.9200	NPR	0.8200
165.0000	JOD	155.0000			

**NOTE:** Cash selling and buying rates for all other currencies will be same as TT & OD and OD Transfer respectively mentioned under serial number 1.

4. SOFR:

Benchmark	1 Month	3 Months	6 Months	12 Months
SOFR	3.6543%	3.6666%	3.6783%	3.6886%

5. Deposit Rates:

(A) NFCD/FC Account	3 M to 1Yr	1 to 3 Years	3 to 5 Years
USD	3.8109%	4.0609%	4.3109%
GBP	4.3210%	4.5710%	4.8210%
EUR	0.0000%	0.0000%	0.0000%

**Note:** Interest on FC account is applicable only for balance not less than USD 1000, GBP 500 or equivalent in other currencies lying in the accounts for three months or longer period.

(B) RFCD Account	1 Month	3 Months	6 Months & Above
USD	2.1543%	2.1666%	2.1783%

**Note:** Interest on RFCD account will be payable as per the FE Circular No. 28 Date: October 31, 2024 of Bangladesh Bank.


6. Indicative Cross Rate of 1 USD with ACU mechanism countries:


Currency	PKR	INR	LKR	NPR	IRR	MMK	BTN	MVR
USD 1 =	278.5500	94.2400	317.7500	150.8000	1316530.0000	2093.7000	94.2400	15.4200


7. Indicative Cross Rates in Tokyo/Hongkong/Singapore Market

Currency	GBP/USD	EUR/USD	AUD/USD	USD/JPY	USD/SGD	USD/CAD	USD/MYR	USD/CHF	USD/CNY
Selling	1.3535	1.1721	0.7155	159.3800	1.2758	1.3668	3.9620	0.7850	6.8359
Buying	1.3530	1.1717	0.7151	159.4100	1.2763	1.3669	3.9680	0.7853	6.8367

**N.B:** All the quoted rates are indicative. Please note that Bank reserves the right to change the quoted rates without prior notice and adjust the difference amount due to rate fluctuation. AD branches are requested to collect actual dealing rates from dealing room. Processed by Md.Nasir Uddin and Checked by Md. Abu Munayem

  
MD. ABU MUNAYEM  
PRINCIPAL OFFICER

  
MD. MAHBUBUL ISLAM  
ASSISTANT GENERAL MANAGER

  
MD. HUMAYUN KABIR  
DGM & HEAD OF TREASURY