

Agrani Bank PLC.

For the Use of ADs of
Agrani Bank PLC.

Treasury Division
Dealing Room (Front Office)
Head Office, Dhaka

Exchange Rate Circular No. 73/26

Effective Date: Monday, April 27, 2026

Phone No.02223383978

treasury@agranibank.org
agranidealers@gmail.com

1. Dealing rates of Agrani Bank PLC for 1 Unit of Foreign Currency against BDT:

SPOT SELLING		Currency	SPOT BUYING			
T.T & O.D	B.C.		TT CLEAN	TT DOC	OD Sight Exp Bill	OD Transfer
123.2500	123.2500	USD	122.1000	122.0000	121.8500	121.7000
169.3368	169.3368	GBP	163.3967	163.2612	163.0580	162.8548
149.3846	149.3846	EUR	142.2111	142.0938	141.9179	141.7419
0.8241	0.8241	JPY	0.7549	0.7542	0.7533	0.7524
90.7565	90.7565	AUD	87.4823	87.4106	87.3030	87.1954
91.9837	91.9837	CAD	89.0954	89.0222	88.9125	88.8027
159.4065	159.4065	CHF	155.2809	155.1534	154.9623	154.7711
98.8774	98.8774	SGD	95.6297	95.5513	95.4336	95.3160
31.4546	31.4546	MYR	30.4123	30.3870	30.3491	30.3112
33.1205	33.1205	SAR	32.0522	32.0255	31.9855	31.9455
33.7957	33.7957	AED	32.9399	32.9126	32.8718	32.8310
18.3507	18.3507	CNY	17.8502	17.8355	17.8135	17.7916

2.(A) Usance Rate:

Currency	30 DAYS	60 DAYS	90 DAYS	120 DAYS	180 DAYS
USD	120.6294	119.2507	117.8719	116.4473	113.6439
GBP	163.1545	161.2869	159.4193	157.4895	153.6920
EUR	141.1862	139.5691	137.9520	136.2810	132.9929

2.(B) Forward Rates (Its an indicative rate, actual should be collected from the dealing room):

	Currency	30 DAYS	60 DAYS	90 DAYS	180 DAYS
Selling Rate	USD	123.8975	124.5045	125.1115	127.1305
Buying Rate	USD	122.4501	123.0502	123.6503	125.6030

3. Selling and Buying Rates of Foreign Currency Notes (Cash) for 1 Unit of Foreign Currency against BDT:

SELLING	CURRENCY	BUYING	SELLING	CURRENCY	BUYING
123.0000	USD	122.0000	146.0000	EUR	142.0000
166.0000	GBP	160.0000	33.5000	AED	31.0000
33.0000	SAR	32.1000	97.0000	SGD	94.0000
87.0000	AUD	82.0000	31.3000	MYR	30.0000
90.0000	CAD	85.0000	0.8500	JPY	0.7500
33.5000	QAR	31.5000	1.4200	INR	1.3000
400.0000	KWD	370.0000	15.0000	HKD	11.0000
18.0000	CNY	16.5000	310.0000	BHD	300.0000
315.0000	OMR	305.0000	4.3000	THB	3.9000
86.0000	BND	79.0000	0.9200	NPR	0.8200
165.0000	JOD	155.0000			

NOTE: Cash selling and buying rates for all other currencies will be same as TT & OD and OD Transfer respectively mentioned under serial number 1.

4. SOFR:

Benchmark	1 Month	3 Months	6 Months	12 Months
SOFR	3.6543%	3.6666%	3.6783%	3.6886%

5. Deposit Rates:

(A) NFCD/FC Account	3 M to 1Yr	1 to 3 Years	3 to 5 Years
USD	3.8109%	4.0609%	4.3109%
GBP	4.3210%	4.5710%	4.8210%
EUR	0.0000%	0.0000%	0.0000%

Note: Interest on FC account is applicable only for balance not less than USD 1000, GBP 500 or equivalent in other currencies lying in the accounts for three months or longer period.

(B) RFCD Account	1 Month	3 Months	6 Months & Above
USD	2.1543%	2.1666%	2.1783%

Note: Interest on RFCD account will be payable as per the FE Circular No. 28 Date: October 31, 2024 of Bangladesh Bank.


6. Indicative Cross Rate of 1 USD with ACU mechanism countries:


Currency	PKR	INR	LKR	NPR	IRR	MMK	BTN	MVR
USD 1 =	278.5500	94.2538	317.7500	150.8100	1316530.0000	2093.7000	94.2400	15.4200


7. Indicative Cross Rates in Tokyo/Hongkong/Singapore Market

Currency	GBP/USD	EUR/USD	AUD/USD	USD/JPY	USD/SGD	USD/CAD	USD/MYR	USD/CHF	USD/CNY
Selling	1.3547	1.1731	0.7177	159.2100	1.2742	1.3662	3.9510	0.7844	6.8280
Buying	1.3546	1.1729	0.7173	159.2200	1.2748	1.3663	3.9550	0.7847	6.8288

N.B: All the quoted rates are indicative. Please note that Bank reserves the right to change the quoted rates without prior notice and adjust the difference amount due to rate fluctuation. AD branches are requested to collect actual dealing rates from dealing room. Processed by Md.Nasir Uddin and Checked by Md. Abu Munayem


MD. ABU MUNAYEM
PRINCIPAL OFFICER


MD. MAHBUBUL ISLAM
ASSISTANT GENERAL MANAGER


MD. HUMAYUN KABIR
DGM & HEAD OF TREASURY