

Agrani Bank PLC.
Treasury Division
Dealing Room (Front Office)
Head Office, Dhaka

For the Use of ADs of
Agrani Bank PLC.

Exchange Rate Circular No. 74/26

Effective Date: Tuesday, April 28, 2026

Phone No.02223383978
treasury@agranibank.org
agranidealers@gmail.com

1. Dealing rates of Agrani Bank PLC for 1 Unit of Foreign Currency against BDT:

SPOT SELLING		Currency	SPOT BUYING			
T.T & O.D	B.C.		TT CLEAN	TT DOC	OD Sight Exp Bill	OD Transfer
123.2500	123.2500	USD	122.1000	122.0000	121.8500	121.7000
169.1273	169.1273	GBP	163.1891	163.0538	162.8509	162.6479
149.1874	149.1874	EUR	142.0157	141.8986	141.7229	141.5472
0.8250	0.8250	JPY	0.7556	0.7550	0.7541	0.7531
90.8675	90.8675	AUD	87.6166	87.5448	87.4370	87.3293
92.1756	92.1756	CAD	89.2855	89.2122	89.1022	88.9921
158.9869	158.9869	CHF	154.8656	154.7385	154.5478	154.3572
98.8774	98.8774	SGD	95.6147	95.5363	95.4186	95.3010
31.4942	31.4942	MYR	30.4357	30.4104	30.3725	30.3345
33.1214	33.1214	SAR	32.0531	32.0264	31.9864	31.9464
33.8002	33.8002	AED	32.9362	32.9090	32.8682	32.8274
18.3501	18.3501	CNY	17.8491	17.8345	17.8125	17.7905

2.(A) Usance Rate:

Currency	30 DAYS	60 DAYS	90 DAYS	120 DAYS	180 DAYS
USD	120.6294	119.2507	117.8719	116.4473	113.6439
GBP	162.9495	161.0842	159.2190	157.2915	153.4988
EUR	140.9932	139.3783	137.7634	136.0947	132.8111

2.(B) Forward Rates (Its an indicative rate, actual should be collected from the dealing room):

	Currency	30 DAYS	60 DAYS	90 DAYS	180 DAYS
Selling Rate	USD	123.8975	124.5045	125.1115	127.1305
Buying Rate	USD	122.4501	123.0502	123.6503	125.6030

3. Selling and Buying Rates of Foreign Currency Notes (Cash) for 1 Unit of Foreign Currency against BDT:

SELLING	CURRENCY	BUYING	SELLING	CURRENCY	BUYING
123.0000	USD	122.0000	146.0000	EUR	142.0000
166.0000	GBP	160.0000	33.5000	AED	31.0000
33.0000	SAR	32.1000	97.0000	SGD	94.0000
87.0000	AUD	82.0000	31.3000	MYR	30.0000
90.0000	CAD	85.0000	0.8500	JPY	0.7500
33.5000	QAR	31.5000	1.4200	INR	1.3000
400.0000	KWD	370.0000	15.0000	HKD	11.0000
18.0000	CNY	16.5000	310.0000	BHD	300.0000
315.0000	OMR	305.0000	4.3000	THB	3.9000
86.0000	BND	79.0000	0.9200	NPR	0.8200
165.0000	JOD	155.0000			

NOTE: Cash selling and buying rates for all other currencies will be same as TT & OD and OD Transfer respectively mentioned under serial number 1.

4. SOFR:

Benchmark	1 Month	3 Months	6 Months	12 Months
SOFR	3.6579%	3.6701%	3.6810%	3.7002%

5. Deposit Rates:

(A) NFCD/FC Account	3 M to 1Yr	1 to 3 Years	3 to 5 Years
USD	3.8109%	4.0609%	4.3109%
GBP	4.3210%	4.5710%	4.8210%
EUR	0.0000%	0.0000%	0.0000%

Note: Interest on FC account is applicable only for balance not less than USD 1000, GBP 500 or equivalent in other currencies lying in the accounts for three months or longer period.

(B) RFCD Account	1 Month	3 Months	6 Months & Above
USD	2.1579%	2.1701%	2.1810%

Note: Interest on RFCD account will be payable as per the FE Circular No. 28 Date: October 31, 2024 of Bangladesh Bank.


6. Indicative Cross Rate of 1 USD with ACU mechanism countries:


Currency	PKR	INR	LKR	NPR	IRR	MMK	BTN	MVR
USD 1 =	278.5000	94.4600	317.7000	151.1400	1314450.0000	2093.7000	94.1900	15.4200


7. Indicative Cross Rates in Tokyo/Hongkong/Singapore Market

Currency	GBP/USD	EUR/USD	AUD/USD	USD/JPY	USD/SGD	USD/CAD	USD/MYR	USD/CHF	USD/CNY
Selling	1.3530	1.1715	0.7186	159.0400	1.2742	1.3633	3.9460	0.7865	6.8282
Buying	1.3529	1.1713	0.7184	159.0600	1.2750	1.3634	3.9520	0.7868	6.8292

N.B: All the quoted rates are indicative. Please note that Bank reserves the right to change the quoted rates without prior notice and adjust the difference amount due to rate fluctuation. AD branches are requested to collect actual dealing rates from dealing room. Processed by Md.Nasir Uddin and Checked by Md. Abu Munayem


MD. ABU MUNAYEM
PRINCIPAL OFFICER


MD. MAHBUBUL ISLAM
ASSISTANT GENERAL MANAGER


MD. HUMAYUN KABIR
DGM & HEAD OF TREASURY