

Agrani Bank PLC.
Treasury Division
Dealing Room (Front Office)
Head Office, Dhaka

For the Use of ADs of
Agrani Bank PLC.

Exchange Rate Circular No. 76/26

Effective Date: 30-Apr-2026 to 2-May-2026

Phone No. 02223384902, 02223383978
treasury@agranibank.org
agranidealers@gmail.com

1. Dealing rates of Agrani Bank PLC for 1 Unit of Foreign Currency against BDT:

SPOT SELLING		Currency	SPOT BUYING			
T.T & O.D	B.C.		TT CLEAN	TT DOC	OD Sight Exp Bill	OD Transfer
123.2500	123.2500	USD	122.1000	122.0000	121.8500	121.7000
168.4864	168.4864	GBP	162.5298	162.3950	162.1929	161.9908
148.6081	148.6081	EUR	141.4419	141.3252	141.1502	140.9752
0.8185	0.8185	JPY	0.7491	0.7485	0.7476	0.7466
90.1649	90.1649	AUD	86.9207	86.8494	86.7425	86.6356
91.8848	91.8848	CAD	88.9844	88.9113	88.8016	88.6920
158.0364	158.0364	CHF	153.9635	153.8372	153.6477	153.4581
98.3714	98.3714	SGD	95.1662	95.0881	94.9710	94.8539
31.3210	31.3210	MYR	30.2724	30.2473	30.2095	30.1718
33.1232	33.1232	SAR	32.0548	32.0281	31.9881	31.9481
33.8039	33.8039	AED	32.9417	32.9145	32.8736	32.8328
18.3219	18.3219	CNY	17.8230	17.8083	17.7864	17.7645

2.(A) Usance Rate:

Currency	30 DAYS	60 DAYS	90 DAYS	120 DAYS	180 DAYS
USD	120.6294	119.2507	117.8719	116.4473	113.6439
GBP	162.2981	160.4403	158.5825	156.6627	152.8852
EUR	140.4262	138.8178	137.2094	135.5474	132.2770

2.(B) Forward Rates (Its an indicative rate, actual should be collected from the dealing room):

	Currency	30 DAYS	60 DAYS	90 DAYS	180 DAYS
Selling Rate	USD	123.8975	124.5045	125.1115	127.1305
Buying Rate	USD	122.4501	123.0502	123.6503	125.6030

3. Selling and Buying Rates of Foreign Currency Notes (Cash) for 1 Unit of Foreign Currency against BDT:

SELLING	CURRENCY	BUYING	SELLING	CURRENCY	BUYING
123.0000	USD	122.0000	146.0000	EUR	142.0000
166.0000	GBP	160.0000	33.5000	AED	31.0000
32.9000	SAR	32.1000	97.0000	SGD	94.0000
87.0000	AUD	82.0000	31.3000	MYR	30.0000
90.0000	CAD	85.0000	0.8500	JPY	0.7500
33.5000	QAR	31.5000	1.4200	INR	1.3000
400.0000	KWD	370.0000	15.0000	HKD	11.0000
18.0000	CNY	16.5000	310.0000	BHD	300.0000
315.0000	OMR	305.0000	4.3000	THB	3.9000
86.0000	BND	79.0000	0.9200	NPR	0.8200
165.0000	JOD	155.0000			

NOTE: Cash selling and buying rates for all other currencies will be same as TT & OD and OD Transfer respectively mentioned under serial number 1.

4. SOFR:

Benchmark	1 Month	3 Months	6 Months	12 Months
SOFR	3.6522%	3.6634%	3.6686%	3.6827%

5. Deposit Rates:

(A) NFCD/FC Account	3 M to 1Yr	1 to 3 Years	3 to 5 Years
USD	3.8109%	4.0609%	4.3109%
GBP	4.3210%	4.5710%	4.8210%
EUR	0.0000%	0.0000%	0.0000%

Note: Interest on FC account is applicable only for balance not less than USD 1000, GBP 500 or equivalent in other currencies lying in the accounts for three months or longer period.

(B) RFCD Account	1 Month	3 Months	6 Months & Above
USD	2.1522%	2.1634%	2.1686%

Note: Interest on RFCD account will be payable as per the FE Circular No. 28 Date: October 31, 2024 of Bangladesh Bank.


6. Indicative Cross Rate of 1 USD with ACU mechanism countries:


Currency	PKR	INR	LKR	NPR	IRR	MMK	BTN	MVR
USD 1 =	278.5000	95.1787	319.2500	152.3000	1315130.0000	2093.7000	94.8400	15.4200


7. Indicative Cross Rates in Tokyo/Hongkong/Singapore Market

Currency	GBP/USD	EUR/USD	AUD/USD	USD/JPY	USD/SGD	USD/CAD	USD/MYR	USD/CHF	USD/CNY
Selling	1.3478	1.1668	0.7129	160.3700	1.2809	1.3677	3.9680	0.7913	6.8389
Buying	1.3475	1.1666	0.7127	160.4200	1.2810	1.3680	3.9730	0.7914	6.8392

N.B: All the quoted rates are indicative. Please note that Bank reserves the right to change the quoted rates without prior notice and adjust the difference amount due to rate fluctuation. AD branches are requested to collect actual dealing rates from dealing room. Processed by Md.Nasir Uddin and Checked by Md. Abu Munayem


MD. ABU MUNAYEM
PRINCIPAL OFFICER


MD. MAHBUBUL ISLAM
ASSISTANT GENERAL MANAGER


MD. HUMAYUN KABIR
DGM & HEAD OF TREASURY