

# Agrani Bank PLC.

For the Use of ADs of  
Agrani Bank PLC.

Treasury Division  
Dealing Room (Front Office)  
Head Office, Dhaka

Exchange Rate Circular No. 77/26

Effective Date: Sunday, May 03, 2026

Phone No.02223383978

[treasury@agranibank.org](mailto:treasury@agranibank.org)

[agranidealers@gmail.com](mailto:agranidealers@gmail.com)

1. Dealing rates of Agrani Bank PLC for 1 Unit of Foreign Currency against BDT:

| SPOT SELLING |          | Currency | SPOT BUYING |          |                   |             |
|--------------|----------|----------|-------------|----------|-------------------|-------------|
| T.T & O.D    | B.C.     |          | TT CLEAN    | TT DOC   | OD Sight Exp Bill | OD Transfer |
| 123.2500     | 123.2500 | USD      | 122.1000    | 122.0000 | 121.8500          | 121.7000    |
| 169.7312     | 169.7312 | GBP      | 163.7141    | 163.5784 | 163.3748          | 163.1712    |
| 149.2737     | 149.2737 | EUR      | 142.1012    | 141.9840 | 141.8082          | 141.6324    |
| 0.8349       | 0.8349   | JPY      | 0.7653      | 0.7647   | 0.7637            | 0.7628      |
| 91.1386      | 91.1386  | AUD      | 87.8486     | 87.7766  | 87.6686           | 87.5605     |
| 92.4750      | 92.4750  | CAD      | 89.5821     | 89.5085  | 89.3981           | 89.2877     |
| 159.9895     | 159.9895 | CHF      | 155.7782    | 155.6503 | 155.4586          | 155.2668    |
| 98.9457      | 98.9457  | SGD      | 95.6974     | 95.6189  | 95.5012           | 95.3834     |
| 31.3288      | 31.3288  | MYR      | 30.2724     | 30.2473  | 30.2095           | 30.1718     |
| 33.1232      | 33.1232  | SAR      | 32.0548     | 32.0281  | 31.9881           | 31.9481     |
| 33.7966      | 33.7966  | AED      | 32.9390     | 32.9117  | 32.8709           | 32.8301     |
| 18.3525      | 18.3525  | CNY      | 17.8496     | 17.8350  | 17.8130           | 17.7911     |

2.(A) Usance Rate:

| Currency | 30 DAYS  | 60 DAYS  | 90 DAYS  | 120 DAYS | 180 DAYS |
|----------|----------|----------|----------|----------|----------|
| USD      | 120.6294 | 119.2507 | 117.8719 | 116.4473 | 113.6439 |
| GBP      | 163.4682 | 161.5970 | 159.7258 | 157.7922 | 153.9875 |
| EUR      | 141.0776 | 139.4618 | 137.8459 | 136.1762 | 132.8906 |

2.(B) Forward Rates (Its an indicative rate, actual should be collected from the dealing room):

|              | Currency | 30 DAYS  | 60 DAYS  | 90 DAYS  | 180 DAYS |
|--------------|----------|----------|----------|----------|----------|
| Selling Rate | USD      | 123.8975 | 124.5045 | 125.1115 | 127.1305 |
| Buying Rate  | USD      | 122.4501 | 123.0502 | 123.6503 | 125.6030 |

3. Selling and Buying Rates of Foreign Currency Notes (Cash) for 1 Unit of Foreign Currency against BDT:

| SELLING  | CURRENCY | BUYING   | SELLING  | CURRENCY | BUYING   |
|----------|----------|----------|----------|----------|----------|
| 123.0000 | USD      | 122.0000 | 146.0000 | EUR      | 142.0000 |
| 166.0000 | GBP      | 160.0000 | 33.5000  | AED      | 31.0000  |
| 32.9000  | SAR      | 32.1000  | 97.0000  | SGD      | 94.0000  |
| 87.0000  | AUD      | 82.0000  | 31.3000  | MYR      | 30.0000  |
| 90.0000  | CAD      | 85.0000  | 0.8500   | JPY      | 0.7500   |
| 33.5000  | QAR      | 31.5000  | 1.4200   | INR      | 1.3000   |
| 400.0000 | KWD      | 370.0000 | 15.0000  | HKD      | 11.0000  |
| 18.0000  | CNY      | 16.5000  | 310.0000 | BHD      | 300.0000 |
| 315.0000 | OMR      | 305.0000 | 4.3000   | THB      | 3.9000   |
| 86.0000  | BND      | 79.0000  | 0.9200   | NPR      | 0.8200   |
| 165.0000 | JOD      | 155.0000 |          |          |          |

**NOTE:** Cash selling and buying rates for all other currencies will be same as TT & OD and OD Transfer respectively mentioned under serial number 1.

4. SOFR:

| Benchmark | 1 Month | 3 Months | 6 Months | 12 Months |
|-----------|---------|----------|----------|-----------|
| SOFR      | 3.6481% | 3.6640%  | 3.6842%  | 3.7411%   |

5. Deposit Rates:

| (A) NFCD/FC Account | 3 M to 1Yr | 1 to 3 Years | 3 to 5 Years |
|---------------------|------------|--------------|--------------|
| USD                 | 3.7411%    | 3.9911%      | 4.2411%      |
| GBP                 | 4.3011%    | 4.5511%      | 4.8011%      |
| EUR                 | 0.0000%    | 0.0000%      | 0.0000%      |

**Note:** Interest on FC account is applicable only for balance not less than USD 1000, GBP 500 or equivalent in other currencies lying in the accounts for three months or longer period.

| (B) RFCD Account | 1 Month | 3 Months | 6 Months & Above |
|------------------|---------|----------|------------------|
| USD              | 2.1481% | 2.1640%  | 2.1842%          |

**Note:** Interest on RFCD account will be payable as per the FE Circular No. 28 Date: October 31, 2024 of Bangladesh Bank.


6. Indicative Cross Rate of 1 USD with ACU mechanism countries:


| Currency | PKR      | INR     | LKR      | NPR      | IRR          | MMK       | BTN     | MVR     |
|----------|----------|---------|----------|----------|--------------|-----------|---------|---------|
| USD 1 =  | 278.5000 | 94.8900 | 319.2000 | 151.8600 | 1313850.0000 | 2093.7000 | 94.8900 | 15.4200 |


7. Indicative Cross Rates in Tokyo/Hongkong/Singapore Market

| Currency | GBP/USD | EUR/USD | AUD/USD | USD/JPY  | USD/SGD | USD/CAD | USD/MYR | USD/CHF | USD/CNY |
|----------|---------|---------|---------|----------|---------|---------|---------|---------|---------|
| Selling  | 1.3579  | 1.1722  | 0.7208  | 157.0300 | 1.2733  | 1.3588  | 3.9670  | 0.7815  | 6.8273  |
| Buying   | 1.3572  | 1.1720  | 0.7203  | 157.0800 | 1.2739  | 1.3589  | 3.9730  | 0.7822  | 6.8290  |

**N.B:** All the quoted rates are indicative. Please note that Bank reserves the right to change the quoted rates without prior notice and adjust the difference amount due to rate fluctuation. AD branches are requested to collect actual dealing rates from dealing room. Processed by Md.Nasir Uddin and Checked by Md. Abu Munayem

  
MD. ABU MUNAYEM  
PRINCIPAL OFFICER

  
MD. MAHBUBUL ISLAM  
ASSISTANT GENERAL MANAGER

  
MD. HUMAYUN KABIR  
DGM & HEAD OF TREASURY