

Agrani Bank PLC.

For the Use of ADs of
Agrani Bank PLC.

Treasury Division
Dealing Room (Front Office)
Head Office, Dhaka

Exchange Rate Circular No. 79/26

Effective Date: Tuesday, May 05, 2026

Phone No.02223383978
treasury@agranibank.org
agranidealers@gmail.com

1. Dealing rates of Agrani Bank PLC for 1 Unit of Foreign Currency against BDT:

SPOT SELLING		Currency	SPOT BUYING			
T.T & O.D	B.C.		TT CLEAN	TT DOC	OD Sight Exp Bill	OD Transfer
123.2500	123.2500	USD	122.1000	122.0000	121.8500	121.7000
169.0903	169.0903	GBP	163.0792	162.9440	162.7412	162.5384
148.8300	148.8300	EUR	141.6494	141.5326	141.3574	141.1821
0.8337	0.8337	JPY	0.7644	0.7637	0.7628	0.7618
90.5100	90.5100	AUD	87.2503	87.1788	87.0715	86.9642
92.2420	92.2420	CAD	89.3513	89.2779	89.1678	89.0577
159.4866	159.4866	CHF	155.3602	155.2327	155.0415	154.8502
98.6804	98.6804	SGD	95.4198	95.3415	95.2241	95.1067
31.3602	31.3602	MYR	30.3189	30.2937	30.2559	30.2181
33.1205	33.1205	SAR	32.0522	32.0255	31.9855	31.9455
33.8021	33.8021	AED	32.9399	32.9126	32.8718	32.8310
18.3454	18.3454	CNY	17.8457	17.8311	17.8091	17.7871

2.(A) Usance Rate:

Currency	30 DAYS	60 DAYS	90 DAYS	120 DAYS	180 DAYS
USD	120.6294	119.2507	117.8719	116.4473	113.6439
GBP	162.8409	160.9769	159.1129	157.1867	153.3965
EUR	140.6313	139.0205	137.4098	135.7454	132.4702

2.(B) Forward Rates (Its an indicative rate, actual should be collected from the dealing room):

	Currency	30 DAYS	60 DAYS	90 DAYS	180 DAYS
Selling Rate	USD	123.8975	124.5045	125.1115	127.1305
Buying Rate	USD	122.4501	123.0502	123.6503	125.6030

3. Selling and Buying Rates of Foreign Currency Notes (Cash) for 1 Unit of Foreign Currency against BDT:

SELLING	CURRENCY	BUYING	SELLING	CURRENCY	BUYING
123.0000	USD	122.0000	146.0000	EUR	142.0000
166.0000	GBP	160.0000	33.5000	AED	31.5000
32.9000	SAR	31.8000	97.0000	SGD	94.0000
87.0000	AUD	82.0000	31.3000	MYR	30.0000
90.0000	CAD	85.0000	0.8500	JPY	0.7500
33.5000	QAR	31.5000	1.4000	INR	1.3000
400.0000	KWD	370.0000	15.0000	HKD	11.0000
18.0000	CNY	16.5000	310.0000	BHD	300.0000
315.0000	OMR	305.0000	4.3000	THB	3.9000
86.0000	BND	79.0000	0.9200	NPR	0.8200
165.0000	JOD	155.0000			

NOTE: Cash selling and buying rates for all other currencies will be same as TT & OD and OD Transfer respectively mentioned under serial number 1.

4. SOFR:

Benchmark	1 Month	3 Months	6 Months	12 Months
SOFR	3.6464%	3.6581%	3.6736%	3.7315%

5. Deposit Rates:

(A) NFCD/FC Account	3 M to 1Yr	1 to 3 Years	3 to 5 Years
USD	3.7411%	3.9911%	4.2411%
GBP	4.3011%	4.5511%	4.8011%
EUR	0.0000%	0.0000%	0.0000%

Note: Interest on FC account is applicable only for balance not less than USD 1000, GBP 500 or equivalent in other currencies lying in the accounts for three months or longer period.

(B) RFCD Account	1 Month	3 Months	6 Months & Above
USD	2.1464%	2.1581%	2.1736%

Note: Interest on RFCD account will be payable as per the FE Circular No. 28 Date: October 31, 2024 of Bangladesh Bank.


6. Indicative Cross Rate of 1 USD with ACU mechanism countries:


Currency	PKR	INR	LKR	NPR	IRR	MMK	BTN	MVR
USD 1 =	278.5000	95.3475	319.3000	152.5600	1314760.0000	2093.7000	95.0875	15.4200


7. Indicative Cross Rates in Tokyo/Hongkong/Singapore Market

Currency	GBP/USD	EUR/USD	AUD/USD	USD/JPY	USD/SGD	USD/CAD	USD/MYR	USD/CHF	USD/CNY
Selling	1.3527	1.1686	0.7157	157.2600	1.2768	1.3623	3.9630	0.7840	6.8300
Buying	1.3520	1.1683	0.7154	157.2700	1.2776	1.3624	3.9670	0.7843	6.8305

N.B: All the quoted rates are indicative. Please note that Bank reserves the right to change the quoted rates without prior notice and adjust the difference amount due to rate fluctuation. AD branches are requested to collect actual dealing rates from dealing room. Processed by Md.Nasir Uddin and Checked by Md. Abu Munayem.


MD. ABU MUNAYEM
PRINCIPAL OFFICER


...
MD. MAHBUBUL ISLAM
ASSISTANT GENERAL MANAGER


MD. HUMAYUN KABIR
DGM & HEAD OF TREASURY