

**Agrani Bank PLC.**  
Treasury Division  
Dealing Room (Front Office)  
Head Office, Dhaka

For the Use of ADs of  
Agrani Bank PLC.

Exchange Rate Circular No. 80/26

Effective Date: Wednesday, May 06, 2026

Phone No.02223383978  
[treasury@agranibank.org](mailto:treasury@agranibank.org)  
[agranidealers@gmail.com](mailto:agranidealers@gmail.com)

1. Dealing rates of Agrani Bank PLC for 1 Unit of Foreign Currency against BDT:

SPOT SELLING		Currency	SPOT BUYING			
T.T & O.D	B.C.		TT CLEAN	TT DOC	OD Sight Exp Bill	OD Transfer
123.2500	123.2500	USD	122.1000	122.0000	121.8500	121.7000
169.5833	169.5833	GBP	163.6042	163.4686	163.2652	163.0617
149.2367	149.2367	EUR	142.0524	141.9352	141.7595	141.5837
0.8312	0.8312	JPY	0.7617	0.7610	0.7601	0.7591
91.4591	91.4591	AUD	88.2027	88.1304	88.0219	87.9134
92.4017	92.4017	CAD	89.5094	89.4359	89.3256	89.2153
159.9895	159.9895	CHF	155.8581	155.7301	155.5383	155.3464
98.9153	98.9153	SGD	95.6974	95.6189	95.5012	95.3834
31.4546	31.4546	MYR	30.4045	30.3792	30.3413	30.3034
33.1056	33.1056	SAR	32.0374	32.0108	31.9708	31.9308
33.8030	33.8030	AED	32.9408	32.9135	32.8727	32.8319
18.3750	18.3750	CNY	17.8740	17.8593	17.8374	17.8154

2.(A) Usance Rate:

Currency	30 DAYS	60 DAYS	90 DAYS	120 DAYS	180 DAYS
USD	120.6294	119.2507	117.8719	116.4473	113.6439
GBP	163.3596	161.4897	159.6197	157.6874	153.8852
EUR	141.0294	139.4141	137.7988	136.1296	132.8452

2.(B) Forward Rates (Its an indicative rate, actual should be collected from the dealing room):

	Currency	30 DAYS	60 DAYS	90 DAYS	180 DAYS
Selling Rate	USD	123.8975	124.5045	125.1115	127.1305
Buying Rate	USD	122.4501	123.0502	123.6503	125.6030

3. Selling and Buying Rates of Foreign Currency Notes (Cash) for 1 Unit of Foreign Currency against BDT:

SELLING	CURRENCY	BUYING	SELLING	CURRENCY	BUYING
123.0000	USD	122.0000	146.0000	EUR	142.0000
166.0000	GBP	160.0000	33.5000	AED	31.5000
32.9000	SAR	31.8000	97.0000	SGD	94.0000
87.0000	AUD	82.0000	31.3000	MYR	30.0000
90.0000	CAD	85.0000	0.8500	JPY	0.7500
33.5000	QAR	31.5000	1.4000	INR	1.3000
400.0000	KWD	370.0000	15.0000	HKD	11.0000
18.0000	CNY	16.5000	310.0000	BHD	300.0000
315.0000	OMR	305.0000	4.3000	THB	3.9000
86.0000	BND	79.0000	0.9200	NPR	0.8200
165.0000	JOD	155.0000			

**NOTE:** Cash selling and buying rates for all other currencies will be same as TT & OD and OD Transfer respectively mentioned under serial number 1.

4. SOFR:

Benchmark	1 Month	3 Months	6 Months	12 Months
SOFR	3.6452%	3.6533%	3.6674%	3.7259%

5. Deposit Rates:

(A) NFCD/FC Account	3 M to 1Yr	1 to 3 Years	3 to 5 Years
USD	3.7411%	3.9911%	4.2411%
GBP	4.3011%	4.5511%	4.8011%
EUR	0.0000%	0.0000%	0.0000%

**Note:** Interest on FC account is applicable only for balance not less than USD 1000, GBP 500 or equivalent in other currencies lying in the accounts for three months or longer period.

(B) RFCD Account	1 Month	3 Months	6 Months & Above
USD	2.1452%	2.1533%	2.1674%

**Note:** Interest on RFCD account will be payable as per the FE Circular No. 28 Date: October 31, 2024 of Bangladesh Bank.


6. Indicative Cross Rate of 1 USD with ACU mechanism countries:


Currency	PKR	INR	LKR	NPR	IRR	MMK	BTN	MVR
USD 1 =	278.5000	95.0738	319.5000	152.1300	1315340.0000	2093.7000	95.2800	15.4200


7. Indicative Cross Rates in Tokyo/Hongkong/Singapore Market

Currency	GBP/USD	EUR/USD	AUD/USD	USD/JPY	USD/SGD	USD/CAD	USD/MYR	USD/CHF	USD/CNY
Selling	1.3567	1.1719	0.7234	157.7700	1.2737	1.3599	3.9510	0.7815	6.8188
Buying	1.3563	1.1716	0.7232	157.8200	1.2739	1.3600	3.9560	0.7818	6.8197

**N.B:** All the quoted rates are indicative. Please note that Bank reserves the right to change the quoted rates without prior notice and adjust the difference amount due to rate fluctuation. AD branches are requested to collect actual dealing rates from dealing room. Processed by Md.Nasir Uddin and Checked by Md. Rasheduzzaman.

  
MD. ABU MUNAYEM  
PRINCIPAL OFFICER

  
MD. MAHBUBUL ISLAM  
ASSISTANT GENERAL MANAGER

  
MD. HUMAYUN KABIR  
DGM & HEAD OF TREASURY