

Exchange Rate Circular No. 78/26

Effective Date: Monday, May 04, 2026

Phone No.02223383978

treasury@agranibank.org  
agranidealers@gmail.com

1. Dealing rates of Agrani Bank PLC for 1 Unit of Foreign Currency against BDT:

SPOT SELLING		Currency	SPOT BUYING			
T.T & O.D	B.C.		TT CLEAN	TT DOC	OD Sight Exp Bill	OD Transfer
123.2500	123.2500	USD	122.1000	122.0000	121.8500	121.7000
170.0023	170.0023	GBP	163.9705	163.8346	163.6307	163.4268
149.4709	149.4709	EUR	142.2966	142.1792	142.0032	141.8271
0.8395	0.8395	JPY	0.7700	0.7694	0.7684	0.7674
91.2372	91.2372	AUD	87.9585	87.8864	87.7782	87.6700
92.4951	92.4951	CAD	89.6019	89.5283	89.4179	89.3075
160.2726	160.2726	CHF	156.1182	155.9901	155.7979	155.6057
99.0294	99.0294	SGD	95.7802	95.7017	95.5838	95.4660
31.4310	31.4310	MYR	30.3889	30.3636	30.3258	30.2879
33.1240	33.1240	SAR	32.0531	32.0264	31.9864	31.9464
33.8057	33.8057	AED	32.9390	32.9117	32.8709	32.8301
18.3525	18.3525	CNY	17.8496	17.8350	17.8130	17.7911

2.(A) Usance Rate:

Currency	30 DAYS	60 DAYS	90 DAYS	120 DAYS	180 DAYS
USD	120.6294	119.2507	117.8719	116.4473	113.6439
GBP	163.7215	161.8474	159.9733	158.0368	154.2261
EUR	141.2706	139.6526	138.0345	136.3625	133.0725

2.(B) Forward Rates (Its an indicative rate, actual should be collected from the dealing room):

	Currency	30 DAYS	60 DAYS	90 DAYS	180 DAYS
Selling Rate	USD	123.8975	124.5045	125.1115	127.1305
Buying Rate	USD	122.4501	123.0502	123.6503	125.6030

3. Selling and Buying Rates of Foreign Currency Notes (Cash) for 1 Unit of Foreign Currency against BDT:

SELLING	CURRENCY	BUYING	SELLING	CURRENCY	BUYING
123.0000	USD	122.0000	146.0000	EUR	142.0000
166.0000	GBP	160.0000	33.5000	AED	31.5000
32.9000	SAR	31.8000	97.0000	SGD	94.0000
87.0000	AUD	82.0000	31.3000	MYR	30.0000
90.0000	CAD	85.0000	0.8500	JPY	0.7500
33.5000	QAR	31.5000	1.4000	INR	1.3000
400.0000	KWD	370.0000	15.0000	HKD	11.0000
18.0000	CNY	16.5000	310.0000	BHD	300.0000
315.0000	OMR	305.0000	4.3000	THB	3.9000
86.0000	BND	79.0000	0.9200	NPR	0.8200
165.0000	JOD	155.0000			

NOTE: Cash selling and buying rates for all other currencies will be same as TT & OD and OD Transfer respectively mentioned under serial number 1.

4. SOFR:

Benchmark	1 Month	3 Months	6 Months	12 Months
SOFR	3.6481%	3.6640%	3.6842%	3.7411%

5. Deposit Rates:

(A) NFCD/FC Account	3 M to 1Yr	1 to 3 Years	3 to 5 Years
USD	3.7411%	3.9911%	4.2411%
GBP	4.3011%	4.5511%	4.8011%
EUR	0.0000%	0.0000%	0.0000%

Note: Interest on FC account is applicable only for balance not less than USD 1000, GBP 500 or equivalent in other currencies lying in the accounts for three months or longer period.

(B) RFCD Account	1 Month	3 Months	6 Months & Above
USD	2.1481%	2.1640%	2.1842%

Note: Interest on RFCD account will be payable as per the FE Circular No. 28 Date: October 31, 2024 of Bangladesh Bank.

6. Indicative Cross Rate of 1 USD with ACU mechanism countries:


Currency	PKR	INR	LKR	NPR	IRR	MMK	BTN	MVR
USD 1 =	278.5000	94.8575	319.0000	151.7700	1313850.0000	2093.7000	94.8900	15.4200


7. Indicative Cross Rates in Tokyo/Hongkong/Singapore Market


Currency	GBP/USD	EUR/USD	AUD/USD	USD/JPY	USD/SGD	USD/CAD	USD/MYR	USD/CHF	USD/CNY
Selling	1.3601	1.1738	0.7216	156.1200	1.2722	1.3585	3.9540	0.7801	6.8273
Buying	1.3593	1.1736	0.7212	156.1400	1.2728	1.3586	3.9580	0.7805	6.8290

N.B: All the quoted rates are indicative. Please note that Bank reserves the right to change the quoted rates without prior notice and adjust the difference amount due to rate fluctuation. AD branches are requested to collect actual dealing rates from dealing room.

Processed by Md.Nasir Uddin and Checked by Md. Abu Munayem -

  
04.05.26  
MD. ABU MUNAYEM  
PRINCIPAL OFFICER

  
04/05/2026  
MD. MAHBULUL ISLAM  
ASSISTANT GENERAL MANAGER

  
04/05/2026  
MD. HUMAYUN KABIR  
DGM & HEAD OF TREASURY