

Agrani Bank PLC.
Treasury Division
Dealing Room (Front Office)
Head Office, Dhaka

For the Use of ADs of
Agrani Bank PLC.

THURSDAY

Exchange Rate Circular No. 81/26

Effective Date: 7-May-2026 to 9-May-2026

Phone No. 02223384902, 02223383978
treasury@agranibank.org
agranidealers@gmail.com

1. Dealing rates of Agrani Bank PLC for 1 Unit of Foreign Currency against BDT:

SPOT SELLING		Currency	SPOT BUYING			
T.T & O.D	B.C.		TT CLEAN	TT DOC	OD Sight Exp Bill	OD Transfer
123.2500	123.2500	USD	122.1000	122.0000	121.8500	121.7000
169.9407	169.9407	GBP	163.9705	163.8346	163.6307	163.4268
149.6311	149.6311	EUR	142.4553	142.3378	142.1616	141.9853
0.8381	0.8381	JPY	0.7686	0.7680	0.7670	0.7660
91.5577	91.5577	AUD	88.3126	88.2402	88.1316	88.0230
92.1425	92.1425	CAD	89.2330	89.1597	89.0497	88.9398
160.4957	160.4957	CHF	156.3591	156.2308	156.0383	155.8458
99.3810	99.3810	SGD	96.1434	96.0645	95.9462	95.8279
31.7979	31.7979	MYR	30.7437	30.7181	30.6798	30.6415
33.1153	33.1153	SAR	32.0470	32.0203	31.9803	31.9404
33.8021	33.8021	AED	32.9408	32.9135	32.8727	32.8319
18.4112	18.4112	CNY	17.9103	17.8956	17.8736	17.8515

2.(A) Usance Rate:

Currency	30 DAYS	60 DAYS	90 DAYS	120 DAYS	180 DAYS
USD	120.6294	119.2507	117.8719	116.4473	113.6439
GBP	163.7215	161.8474	159.9733	158.0368	154.2261
EUR	141.4275	139.8076	138.1878	136.5139	133.2202

2.(B) Forward Rates (Its an indicative rate, actual should be collected from the dealing room):

	Currency	30 DAYS	60 DAYS	90 DAYS	180 DAYS
Selling Rate	USD	123.8975	124.5045	125.1115	127.1305
Buying Rate	USD	122.4501	123.0502	123.6503	125.6030

3. Selling and Buying Rates of Foreign Currency Notes (Cash) for 1 Unit of Foreign Currency against BDT:

SELLING	CURRENCY	BUYING	SELLING	CURRENCY	BUYING
123.0000	USD	122.0000	146.0000	EUR	142.0000
166.0000	GBP	160.0000	33.5000	AED	31.5000
32.9000	SAR	31.8000	97.0000	SGD	94.0000
87.0000	AUD	82.0000	31.3000	MYR	30.0000
90.0000	CAD	85.0000	0.8500	JPY	0.7500
33.5000	QAR	31.5000	1.4000	INR	1.3000
400.0000	KWD	370.0000	15.0000	HKD	11.0000
18.0000	CNY	16.5000	310.0000	BHD	300.0000
315.0000	OMR	305.0000	4.3000	THB	3.9000
86.0000	BND	79.0000	0.9200	NPR	0.8200
165.0000	JOD	155.0000			

NOTE: Cash selling and buying rates for all other currencies will be same as TT & OD and OD Transfer respectively mentioned under serial number 1.

4. SOFR:

Benchmark	1 Month	3 Months	6 Months	12 Months
SOFR	3.6427%	3.6567%	3.6842%	3.7780%

5. Deposit Rates:

(A) NFCD/FC Account	3 M to 1Yr	1 to 3 Years	3 to 5 Years
USD	3.7411%	3.9911%	4.2411%
GBP	4.3011%	4.5511%	4.8011%
EUR	0.0000%	0.0000%	0.0000%

Note: Interest on FC account is applicable only for balance not less than USD 1000, GBP 500 or equivalent in other currencies lying in the accounts for three months or longer period.

(B) RFCD Account	1 Month	3 Months	6 Months & Above
USD	2.1427%	2.1567%	2.1842%

Note: Interest on RFCD account will be payable as per the FE Circular No. 28 Date: October 31, 2024 of Bangladesh Bank.


6. Indicative Cross Rate of 1 USD with ACU mechanism countries:


Currency	PKR	INR	LKR	NPR	IRR	MMK	BTN	MVR
USD 1 =	278.5000	94.7250	320.0000	151.5600	1312990.0000	2093.7000	94.6100	15.4200


7. Indicative Cross Rates in Tokyo/Hongkong/Singapore Market

Currency	GBP/USD	EUR/USD	AUD/USD	USD/JPY	USD/SGD	USD/CAD	USD/MYR	USD/CHF	USD/CNY
Selling	1.3596	1.1751	0.7242	156.3800	1.2676	1.3638	3.9080	0.7790	6.8052
Buying	1.3593	1.1749	0.7241	156.4200	1.2680	1.3642	3.9130	0.7793	6.8059

N.B: All the quoted rates are indicative. Please note that Bank reserves the right to change the quoted rates without prior notice and adjust the difference amount due to rate fluctuation. AD branches are requested to collect actual dealing rates from dealing room. Processed by Md.Nasir Uddin and Checked by Md. Rasheduzzaman.


MD. ABU MUNAYEM
PRINCIPAL OFFICER


MD. MAHBUBUL ISLAM
ASSISTANT GENERAL MANAGER


MD. HUMAYUN KABIR
DGM & HEAD OF TREASURY