

Agrani Bank PLC.

For the Use of ADs of
Agrani Bank PLC.

Treasury Division
Dealing Room (Front Office)
Head Office, Dhaka

Exchange Rate Circular No. 82/26

Effective Date: Sunday, May 10, 2026

Phone No.02223383978
treasury@agranibank.org
agranidealers@gmail.com

1. Dealing rates of Agrani Bank PLC for 1 Unit of Foreign Currency against BDT:

SPOT SELLING		Currency	SPOT BUYING			
T.T & O.D	B.C.		TT CLEAN	TT DOC	OD Sight Exp Bill	OD Transfer
123.2500	123.2500	USD	122.1000	122.0000	121.8500	121.7000
170.4337	170.4337	GBP	164.4467	164.3104	164.1059	163.9014
150.0871	150.0871	EUR	142.8826	142.7648	142.5880	142.4113
0.8368	0.8368	JPY	0.7672	0.7666	0.7657	0.7647
91.6563	91.6563	AUD	88.3492	88.2768	88.1681	88.0595
91.8914	91.8914	CAD	89.0040	88.9308	88.8212	88.7115
161.0459	161.0459	CHF	156.9038	156.7750	156.5819	156.3887
99.4578	99.4578	SGD	96.1814	96.1025	95.9841	95.8658
31.7174	31.7174	MYR	30.6562	30.6307	30.5925	30.5543
33.1144	33.1144	SAR	32.0461	32.0195	31.9795	31.9395
33.7984	33.7984	AED	32.9399	32.9126	32.8718	32.8310
18.4237	18.4237	CNY	17.9243	17.9096	17.8875	17.8655

2.(A) Usance Rate:

Currency	30 DAYS	60 DAYS	90 DAYS	120 DAYS	180 DAYS
USD	120.6294	119.2507	117.8719	116.4473	113.6439
GBP	164.1920	162.3125	160.4330	158.4909	154.6694
EUR	141.8497	140.2250	138.6003	136.9215	133.6180

2.(B) Forward Rates (Its an indicative rate, actual should be collected from the dealing room):

	Currency	30 DAYS	60 DAYS	90 DAYS	180 DAYS
Selling Rate	USD	123.8975	124.5045	125.1115	127.1305
Buying Rate	USD	122.4501	123.0502	123.6503	125.6030

3. Selling and Buying Rates of Foreign Currency Notes (Cash) for 1 Unit of Foreign Currency against BDT:

SELLING	CURRENCY	BUYING	SELLING	CURRENCY	BUYING
123.0000	USD	122.0000	147.0000	EUR	143.0000
166.0000	GBP	160.0000	33.5000	AED	32.0000
32.8000	SAR	31.5000	97.0000	SGD	94.0000
87.0000	AUD	82.0000	31.3000	MYR	30.0000
90.0000	CAD	85.0000	0.8500	JPY	0.7500
33.2000	QAR	31.5000	1.4000	INR	1.3000
400.0000	KWD	370.0000	15.0000	HKD	11.0000
18.5000	CNY	17.0000	310.0000	BHD	300.0000
315.0000	OMR	305.0000	4.3000	THB	3.9000
86.0000	BND	79.0000	0.9200	NPR	0.8200
165.0000	JOD	155.0000			

NOTE: Cash selling and buying rates for all other currencies will be same as TT & OD and OD Transfer respectively mentioned under serial number 1.

4. SOFR:

Benchmark	1 Month	3 Months	6 Months	12 Months
SOFR	3.6379%	3.6477%	3.6625%	3.7300%

5. Deposit Rates:

(A) NFCD/FC Account	3 M to 1Yr	1 to 3 Years	3 to 5 Years
USD	3.7411%	3.9911%	4.2411%
GBP	4.3011%	4.5511%	4.8011%
EUR	0.0000%	0.0000%	0.0000%

Note: Interest on FC account is applicable only for balance not less than USD 1000, GBP 500 or equivalent in other currencies lying in the accounts for three months or longer period.

(B) RFCD Account	1 Month	3 Months	6 Months & Above
USD	2.1379%	2.1477%	2.1625%

Note: Interest on RFCD account will be payable as per the FE Circular No. 28 Date: October 31, 2024 of Bangladesh Bank.


6. Indicative Cross Rate of 1 USD with ACU mechanism countries:


Currency	PKR	INR	LKR	NPR	IRR	MMK	BTN	MVR
USD 1 =	278.4000	94.4000	321.0000	151.1700	1310950.0000	2093.7000	94.4000	15.4200


7. Indicative Cross Rates in Tokyo/Hongkong/Singapore Market

Currency	GBP/USD	EUR/USD	AUD/USD	USD/JPY	USD/SGD	USD/CAD	USD/MYR	USD/CHF	USD/CNY
Selling	1.3636	1.1788	0.7250	156.6500	1.2666	1.3676	3.9180	0.7763	6.8005
Buying	1.3632	1.1784	0.7244	156.6900	1.2675	1.3677	3.9240	0.7766	6.8006

N.B: All the quoted rates are indicative. Please note that Bank reserves the right to change the quoted rates without prior notice and adjust the difference amount due to rate fluctuation. AD branches are requested to collect actual dealing rates from dealing room. Processed by Md.Nasir Uddin and Checked by Md. Rasheduzzaman.


MD. ABU MUNAYEM
PRINCIPAL OFFICER


MD. MAHBUBUL ISLAM
ASSISTANT GENERAL MANAGER


MD. HUMAYUN KABIR
DGM & HEAD OF TREASURY