

Agrani Bank PLC.

For the Use of ADs of
Agrani Bank PLC.

Treasury Division
Dealing Room (Front Office)
Head Office, Dhaka

Exchange Rate Circular No. 83/26

Effective Date: Monday, May 11, 2026

Phone No.02223383978
treasury@agranibank.org
agranidealers@gmail.com

1. Dealing rates of Agrani Bank PLC for 1 Unit of Foreign Currency against BDT:

SPOT SELLING		Currency	SPOT BUYING			
T.T & O.D	B.C.		TT CLEAN	TT DOC	OD Sight Exp Bill	OD Transfer
123.2500	123.2500	USD	122.1000	122.0000	121.8500	121.7000
169.8791	169.8791	GBP	163.9095	163.7736	163.5698	163.3660
149.7174	149.7174	EUR	142.5286	142.4110	142.2347	142.0584
0.8343	0.8343	JPY	0.7648	0.7642	0.7632	0.7623
91.3974	91.3974	AUD	88.1417	88.0694	87.9610	87.8526
91.8124	91.8124	CAD	88.9062	88.8331	88.7236	88.6140
160.5160	160.5160	CHF	156.3591	156.2308	156.0383	155.8458
99.2584	99.2584	SGD	96.0069	95.9281	95.8100	95.6919
31.6533	31.6533	MYR	30.6008	30.5754	30.5372	30.4990
33.1162	33.1162	SAR	32.0452	32.0186	31.9786	31.9386
33.7957	33.7957	AED	32.9408	32.9135	32.8727	32.8319
18.4357	18.4357	CNY	17.9343	17.9196	17.8976	17.8755

2.(A) Usance Rate:

Currency	30 DAYS	60 DAYS	90 DAYS	120 DAYS	180 DAYS
USD	120.6294	119.2507	117.8719	116.4473	113.6439
GBP	163.6612	161.7878	159.9144	157.9786	154.1693
EUR	141.4998	139.8792	138.2585	136.5838	133.2884

2.(B) Forward Rates (Its an indicative rate, actual should be collected from the dealing room):

	Currency	30 DAYS	60 DAYS	90 DAYS	180 DAYS
Selling Rate	USD	123.8975	124.5045	125.1115	127.1305
Buying Rate	USD	122.4501	123.0502	123.6503	125.6030

3. Selling and Buying Rates of Foreign Currency Notes (Cash) for 1 Unit of Foreign Currency against BDT:

SELLING	CURRENCY	BUYING	SELLING	CURRENCY	BUYING
123.0000	USD	122.0000	147.0000	EUR	143.0000
166.0000	GBP	160.0000	33.5000	AED	32.0000
32.7000	SAR	31.0000	97.0000	SGD	94.0000
87.0000	AUD	82.0000	31.3000	MYR	30.0000
90.0000	CAD	85.0000	0.8500	JPY	0.7500
33.2000	QAR	31.5000	1.4000	INR	1.3000
400.0000	KWD	370.0000	15.0000	HKD	11.0000
18.5000	CNY	17.0000	310.0000	BHD	300.0000
315.0000	OMR	305.0000	4.3000	THB	3.9000
86.0000	BND	79.0000	0.9200	NPR	0.8200
165.0000	JOD	155.0000			

NOTE: Cash selling and buying rates for all other currencies will be same as TT & OD and OD Transfer respectively mentioned under serial number 1.

4. SOFR:

Benchmark	1 Month	3 Months	6 Months	12 Months
SOFR	3.6379%	3.6477%	3.6625%	3.7300%

5. Deposit Rates:

(A) NFCD/FC Account	3 M to 1Yr	1 to 3 Years	3 to 5 Years
USD	3.7411%	3.9911%	4.2411%
GBP	4.3011%	4.5511%	4.8011%
EUR	0.0000%	0.0000%	0.0000%

Note: Interest on FC account is applicable only for balance not less than USD 1000, GBP 500 or equivalent in other currencies lying in the accounts for three months or longer period.

(B) RFCD Account	1 Month	3 Months	6 Months & Above
USD	2.1379%	2.1477%	2.1625%

Note: Interest on RFCD account will be payable as per the FE Circular No. 28 Date: October 31, 2024 of Bangladesh Bank.


6. Indicative Cross Rate of 1 USD with ACU mechanism countries:


Currency	PKR	INR	LKR	NPR	IRR	MMK	BTN	MVR
USD 1 =	278.4000	94.8950	321.0000	151.8300	1310950.0000	2093.7000	94.4000	15.4200


7. Indicative Cross Rates in Tokyo/Hongkong/Singapore Market

Currency	GBP/USD	EUR/USD	AUD/USD	USD/JPY	USD/SGD	USD/CAD	USD/MYR	USD/CHF	USD/CNY
Selling	1.3591	1.1758	0.7229	157.1400	1.2692	1.3688	3.9260	0.7789	6.7960
Buying	1.3588	1.1755	0.7227	157.1800	1.2698	1.3692	3.9310	0.7793	6.7968

N.B: All the quoted rates are indicative. Please note that Bank reserves the right to change the quoted rates without prior notice and adjust the difference amount due to rate fluctuation. AD branches are requested to collect actual dealing rates from dealing room. Processed by Md.Nasir Uddin and Checked by Md. Rasheduzzaman.


MD. ABU MUNAYEM
PRINCIPAL OFFICER


MD. MAHBUBUL ISLAM
ASSISTANT GENERAL MANAGER


MD. HUMAYUN KABIR
DGM & HEAD OF TREASURY