

Agrani Bank PLC.
Treasury Division
Dealing Room (Front Office)
Head Office, Dhaka

For the Use of ADs of
Agrani Bank PLC.

Exchange Rate Circular No. 84/26

Effective Date: Tuesday, May 12, 2026

Phone No.02223383978
treasury@agranibank.org
agranidealers@gmail.com

1. Dealing rates of Agrani Bank PLC for 1 Unit of Foreign Currency against BDT:

SPOT SELLING		Currency	SPOT BUYING			
T.T & O.D	B.C.		TT CLEAN	TT DOC	OD Sight Exp Bill	OD Transfer
123.2500	123.2500	USD	122.1000	122.0000	121.8500	121.7000
169.7928	169.7928	GBP	163.8118	163.6760	163.4723	163.2686
149.7174	149.7174	EUR	142.5408	142.4232	142.2469	142.0705
0.8320	0.8320	JPY	0.7625	0.7619	0.7610	0.7600
91.4344	91.4344	AUD	88.1661	88.0938	87.9854	87.8769
91.7926	91.7926	CAD	88.8866	88.8136	88.7041	88.5945
160.3536	160.3536	CHF	156.1783	156.0502	155.8579	155.6656
99.1514	99.1514	SGD	95.8934	95.8148	95.6968	95.5788
31.6054	31.6054	MYR	30.5456	30.5202	30.4821	30.4440
33.1118	33.1118	SAR	32.0435	32.0169	31.9769	31.9369
33.8057	33.8057	AED	32.9408	32.9135	32.8727	32.8319
18.4434	18.4434	CNY	17.9420	17.9273	17.9052	17.8831

2.(A) Usance Rate:

Currency	30 DAYS	60 DAYS	90 DAYS	120 DAYS	180 DAYS
USD	120.6294	119.2507	117.8719	116.4473	113.6439
GBP	163.5647	161.6924	159.8201	157.8854	154.0784
EUR	141.5119	139.8911	138.2703	136.5954	133.2998

2.(B) Forward Rates (Its an indicative rate, actual should be collected from the dealing room):

	Currency	30 DAYS	60 DAYS	90 DAYS	180 DAYS
Selling Rate	USD	123.8975	124.5045	125.1115	127.1305
Buying Rate	USD	122.4501	123.0502	123.6503	125.6030

3. Selling and Buying Rates of Foreign Currency Notes (Cash) for 1 Unit of Foreign Currency against BDT:

SELLING	CURRENCY	BUYING	SELLING	CURRENCY	BUYING
123.0000	USD	122.0000	147.0000	EUR	143.0000
166.0000	GBP	160.0000	33.5000	AED	32.0000
32.7000	SAR	31.0000	97.0000	SGD	94.0000
87.0000	AUD	82.0000	31.3000	MYR	30.0000
90.0000	CAD	85.0000	0.8500	JPY	0.7500
33.2000	QAR	31.5000	1.4000	INR	1.3000
400.0000	KWD	370.0000	15.0000	HKD	11.0000
18.5000	CNY	17.0000	310.0000	BHD	300.0000
315.0000	OMR	305.0000	4.3000	THB	3.9000
86.0000	BND	79.0000	0.9200	NPR	0.8200
165.0000	JOD	155.0000			

NOTE: Cash selling and buying rates for all other currencies will be same as TT & OD and OD Transfer respectively mentioned under serial number 1.

4. SOFR:

Benchmark	1 Month	3 Months	6 Months	12 Months
SOFR	3.6323%	3.6433%	3.6577%	3.7252%

5. Deposit Rates:

(A) NFCD/FC Account	3 M to 1Yr	1 to 3 Years	3 to 5 Years
USD	3.7411%	3.9911%	4.2411%
GBP	4.3011%	4.5511%	4.8011%
EUR	0.0000%	0.0000%	0.0000%

Note: Interest on FC account is applicable only for balance not less than USD 1000, GBP 500 or equivalent in other currencies lying in the accounts for three months or longer period.

(B) RFCD Account	1 Month	3 Months	6 Months & Above
USD	2.1323%	2.1433%	2.1577%

Note: Interest on RFCD account will be payable as per the FE Circular No. 28 Date: October 31, 2024 of Bangladesh Bank.


6. Indicative Cross Rate of 1 USD with ACU mechanism countries:


Currency	PKR	INR	LKR	NPR	IRR	MMK	BTN	MVR
USD 1 =	278.3000	95.4925	321.8000	152.8200	1310190.0000	2093.7000	95.3100	15.4200


7. Indicative Cross Rates in Tokyo/Hongkong/Singapore Market

Currency	GBP/USD	EUR/USD	AUD/USD	USD/JPY	USD/SGD	USD/CAD	USD/MYR	USD/CHF	USD/CNY
Selling	1.3584	1.1758	0.7232	157.6000	1.2706	1.3691	3.9320	0.7797	6.7931
Buying	1.3580	1.1756	0.7229	157.6400	1.2713	1.3695	3.9380	0.7802	6.7939

N.B: All the quoted rates are indicative. Please note that Bank reserves the right to change the quoted rates without prior notice and adjust the difference amount due to rate fluctuation. AD branches are requested to collect actual dealing rates from dealing room. Processed by Md.Nasir Uddin and Checked by Md. Rasheduzzaman.


MD. ABU MUNAYEM
PRINCIPAL OFFICER


MD. MAHBUBUL ISLAM
ASSISTANT GENERAL MANAGER


MD. HUMAYUN KABIR
DGM & HEAD OF TREASURY