

For the Use of ADs of
Agrani Bank PLC.

Agrani Bank PLC.
Treasury Division
Dealing Room (Front Office)
Head Office, Dhaka

THURSDAY

Exchange Rate Circular No. 86/26

Effective Date: 14-May-2026 to 16-May-2026

Phone No. 02223384902, 02223383978
treasury@agranibank.org
agranidealers@gmail.com

1. Dealing rates of Agrani Bank PLC for 1 Unit of Foreign Currency against BDT:

SPOT SELLING		Currency	SPOT BUYING			
T.T & O.D	B.C.		TT CLEAN	TT DOC	OD Sight Exp Bill	OD Transfer
123.2500	123.2500	USD	122.1000	122.0000	121.8500	121.7000
169.1642	169.1642	GBP	163.1403	163.0050	162.8021	162.5993
149.1997	149.1997	EUR	142.0035	141.8864	141.7107	141.5350
0.8311	0.8311	JPY	0.7617	0.7610	0.7601	0.7591
91.7179	91.7179	AUD	88.4347	88.3622	88.2534	88.1447
91.7138	91.7138	CAD	88.7891	88.7161	88.6067	88.4973
159.9895	159.9895	CHF	155.8181	155.6902	155.4984	155.3066
98.9761	98.9761	SGD	95.7652	95.6866	95.5688	95.4509
31.6453	31.6453	MYR	30.5929	30.5675	30.5293	30.4912
33.1100	33.1100	SAR	32.0418	32.0151	31.9751	31.9352
33.8039	33.8039	AED	32.9408	32.9135	32.8727	32.8319
18.4627	18.4627	CNY	17.9611	17.9463	17.9242	17.9021

2.(A) Usance Rate:

Currency	30 DAYS	60 DAYS	90 DAYS	120 DAYS	180 DAYS
USD	120.6294	119.2507	117.8719	116.4473	113.6439
GBP	162.9012	161.0365	159.1718	157.2449	153.4534
EUR	140.9811	139.3664	137.7516	136.0831	132.7997

2.(B) Forward Rates (Its an indicative rate, actual should be collected from the dealing room):

	Currency	30 DAYS	60 DAYS	90 DAYS	180 DAYS
Selling Rate	USD	123.8975	124.5045	125.1115	127.1305
Buying Rate	USD	122.4501	123.0502	123.6503	125.6030

3. Selling and Buying Rates of Foreign Currency Notes (Cash) for 1 Unit of Foreign Currency against BDT:

SELLING	CURRENCY	BUYING	SELLING	CURRENCY	BUYING
123.0000	USD	122.0000	147.0000	EUR	143.0000
166.0000	GBP	160.0000	33.5000	AED	32.0000
32.7000	SAR	31.0000	97.0000	SGD	94.0000
87.0000	AUD	82.0000	31.3000	MYR	30.0000
90.0000	CAD	85.0000	0.8500	JPY	0.7500
33.2000	QAR	31.5000	1.4000	INR	1.3000
400.0000	KWD	370.0000	15.0000	HKD	11.0000
18.5000	CNY	17.0000	310.0000	BHD	300.0000
315.0000	OMR	305.0000	4.3000	THB	3.9000
86.0000	BND	79.0000	0.9200	NPR	0.8200
165.0000	JOD	155.0000			

NOTE: Cash selling and buying rates for all other currencies will be same as TT & OD and OD Transfer respectively mentioned under serial number 1.

4. SOFR:

Benchmark	1 Month	3 Months	6 Months	12 Months
SOFR	3.6285%	3.6463%	3.6718%	3.7493%

5. Deposit Rates:

(A) NFCD/FC Account	3 M to 1Yr	1 to 3 Years	3 to 5 Years
USD	3.7411%	3.9911%	4.2411%
GBP	4.3011%	4.5511%	4.8011%
EUR	0.0000%	0.0000%	0.0000%

Note: Interest on FC account is applicable only for balance not less than USD 1000, GBP 500 or equivalent in other currencies lying in the accounts for three months or longer period.

(B) RFCD Account	1 Month	3 Months	6 Months & Above
USD	2.1285%	2.1463%	2.1718%

Note: Interest on RFCD account will be payable as per the FE Circular No. 28 Date: October 31, 2024 of Bangladesh Bank.


6. Indicative Cross Rate of 1 USD with ACU mechanism countries:


Currency	PKR	INR	LKR	NPR	IRR	MMK	BTN	MVR
USD 1 =	278.3000	95.7775	324.0000	153.2400	1312940.0000	2093.7000	95.7050	15.4200


7. Indicative Cross Rates in Tokyo/Hongkong/Singapore Market

Currency	GBP/USD	EUR/USD	AUD/USD	USD/JPY	USD/SGD	USD/CAD	USD/MYR	USD/CHF	USD/CNY
Selling	1.3533	1.1716	0.7255	157.8000	1.2729	1.3703	3.9270	0.7815	6.7859
Buying	1.3525	1.1712	0.7251	157.8200	1.2730	1.3710	3.9320	0.7820	6.7867

N.B: All the quoted rates are indicative. Please note that Bank reserves the right to change the quoted rates without prior notice and adjust the difference amount due to rate fluctuation. AD branches are requested to collect actual dealing rates from dealing room. Processed by Md.Nasir Uddin and Checked by Md. Rasheduzzaman.


MD. ABU MUNAYEM
PRINCIPAL OFFICER


MD. MAHBUBUL ISLAM
ASSISTANT GENERAL MANAGER


MD. HUMAYUN KABIR
DGM & HEAD OF TREASURY