

# Agrani Bank PLC.

For the Use of ADs of  
Agrani Bank PLC.

Treasury Division  
Dealing Room (Front Office)  
Head Office, Dhaka

Exchange Rate Circular No. 88/26

Effective Date: Monday, May 18, 2026

Phone No.02223383978  
[treasury@agranibank.org](mailto:treasury@agranibank.org)  
[agranidealers@gmail.com](mailto:agranidealers@gmail.com)

1. Dealing rates of Agrani Bank PLC for 1 Unit of Foreign Currency against BDT:

SPOT SELLING		Currency	SPOT BUYING			
T.T & O.D	B.C.		TT CLEAN	TT DOC	OD Sight Exp Bill	OD Transfer
123.2500	123.2500	USD	122.1000	122.0000	121.8500	121.7000
166.4897	166.4897	GBP	160.5029	160.3698	160.1702	159.9705
148.0535	148.0535	EUR	140.8924	140.7762	140.6019	140.4276
0.8251	0.8251	JPY	0.7557	0.7551	0.7541	0.7532
90.2389	90.2389	AUD	86.9939	86.9226	86.8156	86.7086
91.3998	91.3998	CAD	88.4977	88.4250	88.3160	88.2069
158.9670	158.9670	CHF	154.8261	154.6991	154.5085	154.3179
98.3864	98.3864	SGD	95.1290	95.0509	94.9339	94.8168
31.2741	31.2741	MYR	30.2184	30.1933	30.1556	30.1179
33.1056	33.1056	SAR	32.0348	32.0082	31.9682	31.9283
33.8057	33.8057	AED	32.9408	32.9135	32.8727	32.8319
18.3856	18.3856	CNY	17.8845	17.8698	17.8478	17.8258

2.(A) Usance Rate:

Currency	30 DAYS	60 DAYS	90 DAYS	120 DAYS	180 DAYS
USD	120.6294	119.2507	117.8719	116.4473	113.6439
GBP	160.2956	158.4607	156.6258	154.7297	150.9987
EUR	139.8834	138.2812	136.6790	135.0234	131.7656

2.(B) Forward Rates (Its an indicative rate, actual should be collected from the dealing room):

	Currency	30 DAYS	60 DAYS	90 DAYS	180 DAYS
Selling Rate	USD	123.8975	124.5045	125.1115	127.1305
Buying Rate	USD	122.4501	123.0502	123.6503	125.6030

3. Selling and Buying Rates of Foreign Currency Notes (Cash) for 1 Unit of Foreign Currency against BDT:

SELLING	CURRENCY	BUYING	SELLING	CURRENCY	BUYING
123.0000	USD	122.0000	147.0000	EUR	143.0000
166.0000	GBP	160.0000	33.5000	AED	32.0000
32.6000	SAR	30.5000	97.0000	SGD	94.0000
87.0000	AUD	82.0000	31.3000	MYR	30.0000
90.0000	CAD	85.0000	0.8500	JPY	0.7500
33.2000	QAR	31.0000	1.4000	INR	1.3000
400.0000	KWD	370.0000	15.0000	HKD	11.0000
18.5000	CNY	17.0000	310.0000	BHD	300.0000
315.0000	OMR	305.0000	4.3000	THB	3.9000
86.0000	BND	79.0000	0.9200	NPR	0.8200
165.0000	JOD	155.0000			

**NOTE:** Cash selling and buying rates for all other currencies will be same as TT & OD and OD Transfer respectively mentioned under serial number 1.

4. SOFR:

Benchmark	1 Month	3 Months	6 Months	12 Months
SOFR	3.6251%	3.6489%	3.6866%	3.7940%

5. Deposit Rates:

(A) NFCD/FC Account	3 M to 1Yr	1 to 3 Years	3 to 5 Years
USD	3.7411%	3.9911%	4.2411%
GBP	4.3011%	4.5511%	4.8011%
EUR	0.0000%	0.0000%	0.0000%

**Note:** Interest on FC account is applicable only for balance not less than USD 1000, GBP 500 or equivalent in other currencies lying in the accounts for three months or longer period.

(B) RFCD Account	1 Month	3 Months	6 Months & Above
USD	2.1251%	2.1489%	2.1866%

**Note:** Interest on RFCD account will be payable as per the FE Circular No. 28 Date: October 31, 2024 of Bangladesh Bank.


6. Indicative Cross Rate of 1 USD with ACU mechanism countries:


Currency	PKR	INR	LKR	NPR	IRR	MMK	BTN	MVR
USD 1 =	278.2500	96.1700	325.5000	153.8700	1318130.0000	2093.7000	95.9600	15.4200


7. Indicative Cross Rates in Tokyo/Hongkong/Singapore Market

Currency	GBP/USD	EUR/USD	AUD/USD	USD/JPY	USD/SGD	USD/CAD	USD/MYR	USD/CHF	USD/CNY
Selling	1.3316	1.1623	0.7135	159.0100	1.2807	1.3751	3.9740	0.7866	6.8148
Buying	1.3309	1.1621	0.7133	159.0500	1.2815	1.3755	3.9800	0.7870	6.8157

**N.B:** All the quoted rates are indicative. Please note that Bank reserves the right to change the quoted rates without prior notice and adjust the difference amount due to rate fluctuation. AD branches are requested to collect actual dealing rates from dealing room. Processed by Md.Nasir Uddin and Checked by Md. Rasheduzzaman.

  
MD. ABU MUNAYEM  
PRINCIPAL OFFICER

  
MD. MAHBUBUL ISLAM  
ASSISTANT GENERAL MANAGER

  
MD. HUMAYUN KABIR  
DGM & HEAD OF TREASURY