

For the Use of ADs of
Agrani Bank PLC.

Agrani Bank PLC.
Treasury Division
Dealing Room (Front Office)
Head Office, Dhaka

THURSDAY

Exchange Rate Circular No.91/26

Effective Date: 21-May-2026 to 22-May-2026

Phone No. 02223384902, 02223383978
treasury@agranibank.org
agranidealers@gmail.com

1. Dealing rates of Agrani Bank PLC for 1 Unit of Foreign Currency against BDT:

SPOT SELLING		Currency	SPOT BUYING			
T.T & O.D	B.C.		TT CLEAN	TT DOC	OD Sight Exp Bill	OD Transfer
123.2500	123.2500	USD	122.1000	122.0000	121.8500	121.7000
167.8824	167.8824	GBP	161.9193	161.7850	161.5836	161.3823
148.0288	148.0288	EUR	140.8680	140.7518	140.5775	140.4032
0.8254	0.8254	JPY	0.7561	0.7554	0.7545	0.7536
90.0294	90.0294	AUD	86.7864	86.7152	86.6085	86.5017
91.3347	91.3347	CAD	88.4268	88.3541	88.2452	88.1362
158.8675	158.8675	CHF	154.7867	154.6597	154.4691	154.2786
98.5068	98.5068	SGD	95.2630	95.1848	95.0676	94.9504
31.3367	31.3367	MYR	30.2802	30.2550	30.2172	30.1795
33.1056	33.1056	SAR	32.0374	32.0108	31.9708	31.9308
33.8021	33.8021	AED	32.9408	32.9135	32.8727	32.8319
18.4229	18.4229	CNY	17.9219	17.9072	17.8852	17.8631

2.(A) Usance Rate:

Currency	30 DAYS	60 DAYS	90 DAYS	120 DAYS	180 DAYS
USD	120.6294	119.2507	117.8719	116.4473	113.6439
GBP	161.6949	159.8440	157.9931	156.0805	152.3169
EUR	139.8593	138.2573	136.6554	135.0001	131.7428

2.(B) Forward Rates (Its an indicative rate, actual should be collected from the dealing room):

	Currency	30 DAYS	60 DAYS	90 DAYS	180 DAYS
Selling Rate	USD	123.8986	124.5066	125.1146	127.1683
Buying Rate	USD	122.4511	123.0523	123.6534	125.6395

3. Selling and Buying Rates of Foreign Currency Notes (Cash) for 1 Unit of Foreign Currency against BDT:

SELLING	CURRENCY	BUYING	SELLING	CURRENCY	BUYING
123.0000	USD	122.0000	147.0000	EUR	143.0000
166.0000	GBP	160.0000	33.5000	AED	32.0000
32.6000	SAR	30.5000	97.0000	SGD	94.0000
87.0000	AUD	82.0000	31.3000	MYR	30.0000
90.0000	CAD	85.0000	0.8500	JPY	0.7500
33.2000	QAR	31.0000	1.4000	INR	1.3000
400.0000	KWD	370.0000	15.0000	HKD	11.0000
18.5000	CNY	17.0000	310.0000	BHD	300.0000
315.0000	OMR	305.0000	4.3000	THB	3.9000
86.0000	BND	79.0000	0.9200	NPR	0.8200
165.0000	JOD	155.0000			

NOTE: Cash selling and buying rates for all other currencies will be same as TT & OD and OD Transfer respectively mentioned under serial number 1.

4. SOFR:

Benchmark	1 Month	3 Months	6 Months	12 Months
SOFR	3.5982%	3.6411%	3.6943%	3.8246%

5. Deposit Rates:

(A) NFCD/FC Account	3 M to 1Yr	1 to 3 Years	3 to 5 Years
USD	3.7411%	3.9911%	4.2411%
GBP	4.3011%	4.5511%	4.8011%
EUR	0.0000%	0.0000%	0.0000%

Note: Interest on FC account is applicable only for balance not less than USD 1000, GBP 500 or equivalent in other currencies lying in the accounts for three months or longer period.

(B) RFCD Account	1 Month	3 Months	6 Months & Above
USD	2.0982%	2.1411%	2.1943%

Note: Interest on RFCD account will be payable as per the FE Circular No. 28 Date: October 31, 2024 of Bangladesh Bank.


6. Indicative Cross Rate of 1 USD with ACU mechanism countries:


Currency	PKR	INR	LKR	NPR	IRR	MMK	BTN	MVR
USD 1 =	278.2000	96.3350	340.0000	154.1400	1321660.0000	2093.7000	96.8200	15.4200


7. Indicative Cross Rates in Tokyo/Hongkong/Singapore Market

Currency	GBP/USD	EUR/USD	AUD/USD	USD/JPY	USD/SGD	USD/CAD	USD/MYR	USD/CHF	USD/CNY
Selling	1.3429	1.1621	0.7118	158.9600	1.2791	1.3761	3.9660	0.7871	6.8008
Buying	1.3425	1.1619	0.7116	158.9700	1.2797	1.3766	3.9720	0.7872	6.8015

N.B: All the quoted rates are indicative. Please note that Bank reserves the right to change the quoted rates without prior notice and adjust the difference amount due to rate fluctuation. AD branches are requested to collect actual dealing rates from dealing room. Processed by Md.Nasir Uddin and Checked by Md. Rasheduzzaman.


MD. ABU MUNAYEM
PRINCIPAL OFFICER


MD. MAHBUBUL ISLAM
ASSISTANT GENERAL MANAGER


MD. HUMAYUN KABIR
DGM & HEAD OF TREASURY